

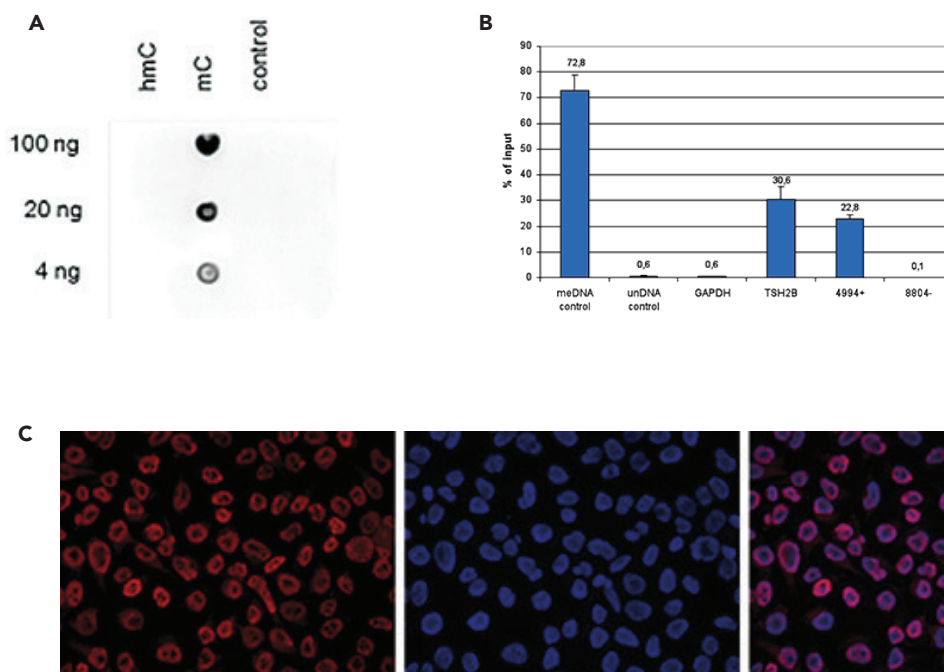
Validated Cancer Biomarker Reagents

For Research, Preclinical, and Clinical Applications

Whether it's metabolic markers such as Glucose-6-Phosphatase to monitor glucose utilization shifts, 5-Methyl-Cytosine modifications on tumor suppressor DNA sequences, or other oncology related areas of interest, Aviva Systems Biology offers over 70,000 antibodies validated for a variety of applied disease applications.

Methylated DNA Reagents for Profiling Cell-Free DNA Fragments

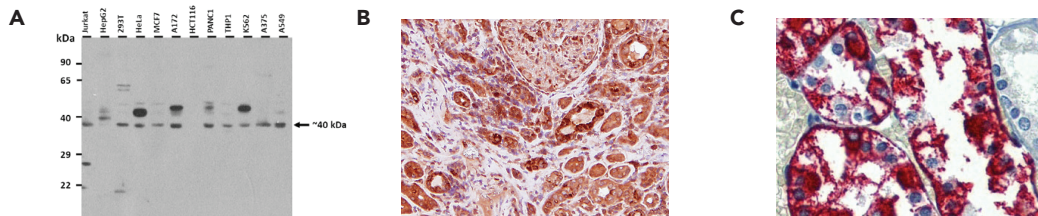
Methylcytosine clone 33D3 Monoclonal Antibody (Cat. No. OADC00276)



A. Dot blot analysis using the Aviva 5mC 33D3 monoclonal antibody. **B.** MeDIP results obtained with the Aviva monoclonal antibody directed against 5mC. MeDIP (Methylated DNA Immunoprecipitation) was performed on fragmented human genomic DNA using the Aviva monoclonal antibody against 5mC and a commercial MeDIP Kit. **C.** Immunofluorescence staining of an interphase HeLa cell with the Aviva 5mC 33D3 monoclonal antibody followed by a goat anti-mouse antibody conjugated to FITC (yellow) and with Hoechst staining (blue).

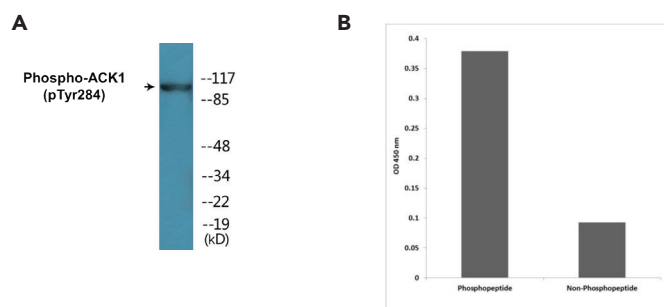
Find your antibodies, ELISA kits, and proteins for cancer research at [avivasysbio.com](https://www.avivasysbio.com)

Metabolic Marker Glucose-6-Phosphatase- α For Various Cancers (Cat. No. ARP44224_P050)



A. Immunoblot, 25 μ g of Human whole cell extracts was loaded onto a 12% SDS-PAGE. One μ g/mL of G6PC Antibody - N-terminal region (Cat. No. ARP44224_P050) antibody was used in the experiment. Glycosylated forms of the glucose-6-phosphatase- α (G6PC/G6Pase) protein are present in some samples. **B.,C.** Immunohistochemistry with FFPE Human Kidney sections using G6PC Antibody - N-terminal region. The first IHC image was stained using 7 μ g/mL primary antibody with detection using Avidin Biotin HRP and counterstained with hematoxylin.

Phospho-ACK1 (TNK2) (Tyr284) Colorimetric Cell-Based ELISA Kit (Cat. No. OKAG01666)



A. Immunoblot of EGF Treated HepG2 cell extracts (200 ng/mL, 30 min) using the Anti-ACK1 (TNK2) Phospho-Tyr284 antibody. **B.** ELISA measurement of phospho versus non-phospho peptides using the antibodies in Phospho-ACK1 (TNK2) (Tyr284) Colorimetric Cell-Based ELISA Kit (Cat. No. OKAG01666).

ELISA Kits for Extracellular Matrix and Other Common Markers

Product	Cat. No.	Application
COL4A1 ELISA Kit (Human)	OKCD06075	Prognostic Biomarker, Basement Membrane ECM
LAMA1 ELISA Kit (Human)	OKEH00147	Basement Membrane ECM
PSG9 ELISA Kit (Human)	OKCA01438	Prognostic Breast Cancer
CD63 ELISA Kit (Human)	OKEH01943	Prognostic for CRC and other tumors

Find your antibodies, ELISA kits, and proteins for cancer research at avivasysbio.com