

NEW! AvivaBlot™ ECL Reagents


High Quality, Affordable Reagents for Western Blotting

Western blotting is an important research technique that allows the separation and identification of proteins from a complex mixture. To help researchers achieve the best from their western blots, Aviva Systems Biology offers AvivaBlot ECL reagents, which are easy to use, high quality, and affordable. Formulated to be stable at room temperature, AvivaBlot offers three products ranging in sensitivity from picogram to low femtogram detection of proteins via enhanced & stabilized chemiluminescent detection.

Benefits of AvivaBlot ECL Reagents:

- Competitive performance ensures AvivaBlot reagents will perform as well or better than your current western blot reagents.
- Simple portfolio for easy selection of reagents that will support the detection of the proteins you study.
- Room temperature storage eliminates the need for any special storage or shipping conditions.
- Stable, premixed single solution available with AvivaBlot Pico One ECL Reagent.
- Affordable pricing provides the most reagent per dollar.

Extended Duration of AvivaBlot Femto ECL Reagent (Cat. No. OKCF00002)



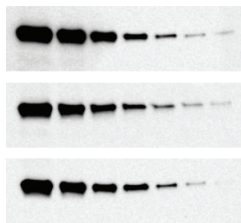
Quadruplicate blots for each substrate containing 2-fold dilutions of HeLa whole cell lysate were incubated with Rabbit-anti Human HDAC-1 1:5000 Goat anti Rabbit-HRP 1: 75000 and were simultaneously imaged with ImageQuant™ LAS 4000 (GE Healthcare) at time points up to 20 hours post substrate addition.

View and order all Aviva Western Blot reagents, including secondaries, loading controls, and epitope tags at avivasysbio.com/western-blot

AvivaBlot™ ECL Reagents

- Compatible with all chemiluminescence imagers and X-ray film detection.
- Well-suited for different types of membranes, blocking reagents, and a wide range of antibody dilutions.
- Optimized for attaining low background and high signal to noise ratio.

AvivaBlot Pico One ECL Reagent (Cat. No. OKCF00001)



AvivaBlot™ Pico One ECL Reagent

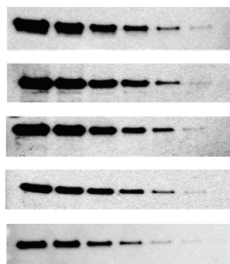
Competitor TS

Competitor MS

- One component, premixed, and ready to use
- Room temperature storage
- Mid-picogram detection
- Ideal for everyday detection needs
- 250 mL size for 35 mini or 22 midi gels

Western Blot ECL comparison using anti-HDAC1 at 1:2000 on duplicate blots of HeLa whole cell lysates (2 fold dilutions from 5 ug to 0.016 µg/lane)

AvivaBlot Femto ECL Reagent (Cat. No. OKCF00002)



AvivaBlot™ Femto ECL Reagent

Competitor TS

Competitor A

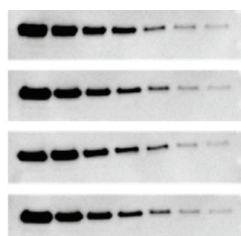
Competitor TS-2

Competitor B

- Two components
- Working solution is stable for 3 days
- Room temperature storage
- High range flexibility, mid-femtogram detection
- Extended signal duration
- 250 mL size for 35 mini or 22 midi gels

Western Blot ECL comparison using anti-HDAC1 at 1:2000 on duplicate blots of HeLa whole cell lysates (2 fold dilutions from 5 ug to 0.016 µg/lane)

AvivaBlot Ultra Femto ECL Reagent (Cat. No. OKCF00003)



AvivaBlot™ Ultra Femto ECL Reagent

Competitor B

Competitor A

Competitor TS

- Two components
- Working solution is stable for 3 days
- Low femtogram detection
- Market leading sensitivity for rare and precious samples
- 100 mL size for 15 mini or 9 midi gels

Western Blot ECL comparison using anti-HDAC1 at 1:2000 on duplicate blots of HeLa whole cell lysates (2 fold dilutions from 5 ug to 0.016 µg/lane)

View and order all Aviva Western Blot reagents, including secondaries, loading controls, and epitope tags at avivasysbio.com/western-blot