

# Pancreatic Cancer Tumor Markers

www.genetex.com

Your Expertise

Our Antibodies

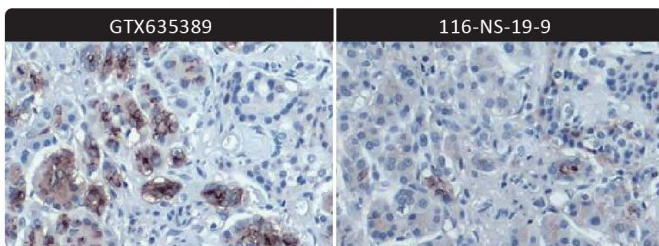
Accelerated Discovery





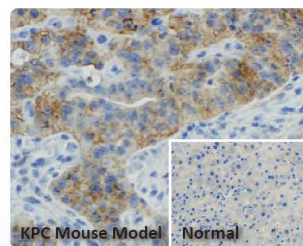
Pancreatic Cancer



## Featured Products

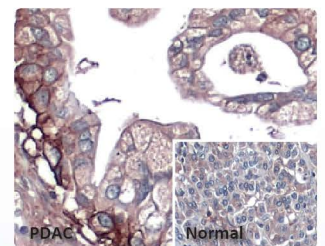
Pancreatic cancer is the third leading cause of cancer-related death in the United States. With a predicted five-year relative survival rate of 9%, pancreatic cancer continues to be clinically challenging due to its resistance to even the most aggressive combinations of surgery, chemotherapy, and radiotherapy. Because of indistinct symptoms and the absence of reliable diagnostic biomarkers, diagnoses are usually delayed and thus made when the disease is already advanced (which decreases five-year survival to less than 3%). Nevertheless, extensive research has highlighted the importance of several biomarkers and reagents that can significantly improve early detection.






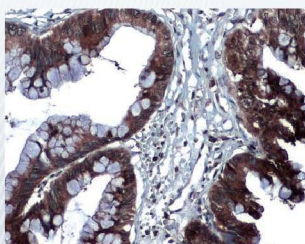
CA19-9 antibody [GT933] (GTX635389)  



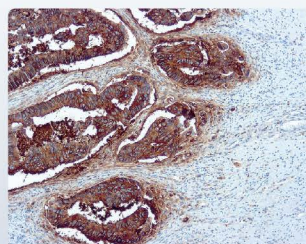
RAS (G12D Mutant) antibody [HL10] (GTX635362)  




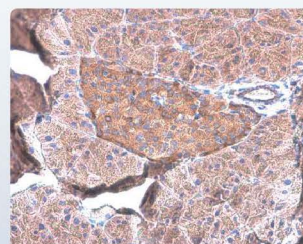
Glypican 1 antibody [N3C3] (GTX104557)   



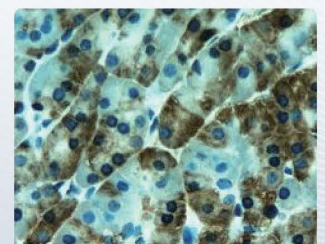
Thrombospondin 2 antibody (GTX134554)  




CEA antibody [Col-1] (GTX17254) 



























































Pancreatic Polypeptide antibody [GT6512] (GTX628832)



alpha amylase 2A (pancreatic) antibody [6D4] (GTX84887) 

# Representative Product Lists

Cat. No.	Product Name	Clonality	Reactivity	Applications
GTX112606	alpha amylase 2A (pancreatic) antibody [N2C3]	Rb pAb	Hu	WB, IHC-P
GTX100064	  Bcl-2 antibody [N1N2], N-term	Rb pAb	Hu, Ms, Rat, Zfsh	WB, ICC/IF, IHC-P
GTX129708	 C-Peptide antibody	Rb pAb	Hu, Ms, Rat	IHC-P, ELISA
GTX20697	 CA125 antibody [OV185:1]	Ms mAb	Hu, Rat	WB, IHC-P
GTX635389	  CA19-9 antibody [GT933]	Ms mAb	Hu	WB, ICC/IF, IHC-P, FACS, ELISA, Glycan Array
GTX17254	 CEA antibody [Col-1]	Ms mAb	Hu	IHC-P
GTX105624	  Cytokeratin 18 antibody [N2C2], Internal	Rb pAb	Hu, Ms	WB, ICC/IF, IHC-P, IP
GTX112826	 Cytokeratin 19 antibody [N1C1]	Rb pAb	Hu	WB, ICC/IF, IHC-P
GTX133350	DARPP-32 antibody	Rb pAb	Ms, Rat	WB, ICC/IF, IHC-P, IHC-Fr
GTX104557	   Glypican 1 antibody [N3C3]	Rb pAb	Hu, Ms, Rat	WB, ICC/IF, IHC-P, FACS, IP, ELISA
GTX100509	   Her2 / ErbB2 antibody	Rb pAb	Hu	WB, IHC-P
GTX116041	  H-Ras antibody	Rb pAb	Hu, Ms, Rat	WB, ICC/IF, IHC-P, IP
GTX101145	  HSP27 antibody	Rb pAb	Hu, Ms, Rat	WB, ICC/IF, IHC-P, FACS, IP
GTX31153	IL17 antibody	Gt pAb	Hu	WB, IHC-P, ELISA, Neutralizing/Inhibition
GTX110527	   IL6 antibody	Rb pAb	Hu, Ms, Rat	WB, IHC-P, IHC-Fr
GTX27842	 Insulin antibody	Gpig pAb	Hu, Ms	ICC/IF, IHC-P, IHC-Fr
GTX16667	 Ki67 antibody [SP6]	Rb mAb	Hu, Ms, Rat, Chk	WB, ICC/IF, IHC-P, IHC-Fr, FACS, IHC
GTX109294	  MST1 antibody	Rb pAb	Hu	WB, ICC/IF, IHC-P, IP
GTX100459	 MUC1 antibody	Rb pAb	Hu	WB, ICC/IF, IHC-P, IP
GTX100664	 MUC2 antibody [C3], C-term	Rb pAb	Hu, Ms	ICC/IF, IHC-P, IHC-Fr, IHC
GTX60254	 NGN3 antibody	Rb pAb	Hu, Ms, Rat	WB, IHC-P
GTX108598	  N-RAS antibody	Rb pAb	Hu, Ms, Rat	WB
GTX629543	   p21 Cip1 antibody [GT1032]	Ms mAb	Hu, Ms	WB, ICC/IF, IHC-P, FACS, IP
GTX70214	  p53 antibody [DO1]	Ms mAb	Hu, Ms	WB, ICC/IF, IHC-P, IHC-Fr, FACS, IP, ELISA
GTX632267	Pancreatic Lipase antibody [GT1777]	Ms mAb	Ms	WB, IHC-P
GTX628832	Pancreatic Polypeptide antibody [GT6512]	Ms mAb	Hu, Ms	WB, ICC/IF, IHC-P
GTX130034	PDX1 antibody	Rb pAb	Hu, Ms, Rat	WB, IHC-P
GTX129525	 PTF1A antibody	Rb pAb	Hu, Ms, Rat	WB
GTX132403	RAS (A59T Mutant) antibody	Rb pAb	Hu	WB
GTX635362	   RAS (G12D Mutant) antibody [HL10]	Rb mAb	Hu, Ms	WB, ICC/IF, IHC-P
GTX132695	RAS (G12V Mutant) antibody	Rb mAb	Hu	WB
GTX132405	RAS (Q61R Mutant) antibody	Rb pAb	Hu	WB
GTX132480	  RAS antibody	Rb pAb	Hu, Rat, Zfsh, Frog, Squirrel	WB, IHC-P
GTX112980	   SMAD4 antibody	Rb pAb	Hu, Ms, Rat	WB, ICC/IF, IHC-P
GTX130023	  TGF beta 1 antibody	Rb pAb	Hu, Ms, Rat	WB, IHC-P
GTX134554	  Thrombospondin 2 antibody	Rb pAb	Hu	WB, IHC-P
GTX635392	 Thrombospondin 2 antibody [GT7511]	Ms mAb	Hu	WB
GTX79601	Trypsin (Pancreas) antibody	Rb pAb	Hu	WB, ELISA
GTX629744	     Vimentin antibody [GT812]	Ms mAb	Hu, Ms, Rat	WB, ICC/IF, IHC-P, IHC-Fr, FACS, IP, ELISA, sELISA

# lubio science

Your distributor in Switzerland

LubioScience GmbH  
 Baumackerstrasse 24  
 8050 Zürich  
 Phone 041 417 02 80  
 Fax 041 417 02 89

[info@lubio.ch](mailto:info@lubio.ch)  
[www.lubio.ch](http://www.lubio.ch)



GeneTex

International  
USA

Tel: 886.3.6208988  
 Tel: 1.949.553.1900

Toll-free: 1.877.436.3839