

FERROPTOSIS

Ferrostatin-1

Potent inhibitor of ferroptosis. Inhibits oxidative lipid damage and cell death in diverse disease models.¹

Product No: 10-1380 5 mg 25 mg

Liproxstatin-1

Potent inhibitor of ferroptosis – mechanism of action has been attributed to its activity as a radical-trapping antioxidant.²

Product No: 10-4670 5 mg 25 mg

SRS16-86

Third generation ferroptosis inhibitor with increased plasma and metabolic stability for *in vivo* studies.³

Product No: 10-4668 5 mg 25 mg

Erastin

Induces ferroptosis *via* inhibition of the cystine-glutamate antiporter, system X_c.⁴

Product No: 10-3406 5 mg 25 mg

ML210

Selective glutathione peroxidase 4 (GPX4) inhibitor that induces ferroptosis.⁵

Product No: 10-4002 10 mg 50 mg

RSL3

Induces ferroptosis *via* covalent inhibition of glutathione peroxidase 4 (GPX4).⁶

Product No: 10-3417 5 mg 25 mg

FIN56

Induces ferroptosis *via* both activation of squalene synthase and degradation of glutathione peroxidase 4 (GPX4).⁷

Product No: 10-4666 5 mg 25 mg

Deferasirox

Selective iron chelator that inhibits ferroptosis.⁸

Product No: 10-4949 10 mg 50 mg

Rosiglitazone maleate

Thiazolidindiones inhibit ACSL4 (Long chain fatty acid CoA ligase 4), maintaining GPX4 activity and suppressing ferroptosis.⁹

Product No: 10-1012 100 mg 500 mg

Nocardamine

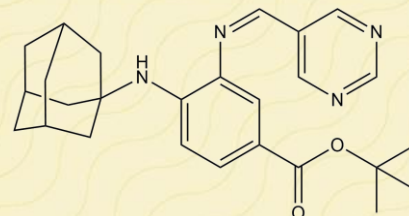
Natural product siderophore.¹⁰

Product No: 10-2775 1 mg

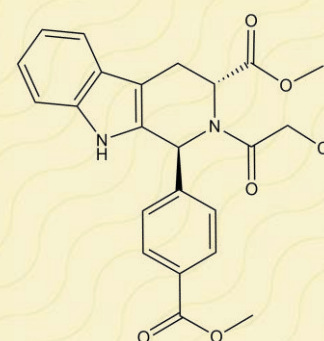
Altretamine

Induces Ferroptosis by inhibiting glutathione peroxidase 4 (GPX4).¹¹

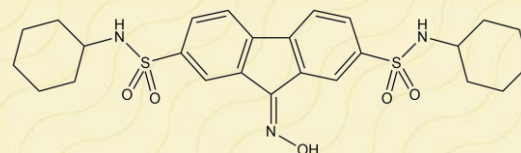
Product No: 10-5592 20 mg 100 mg



SRS16-86



RSL3



FIN56

REFERENCES

1. Dixon *et al.* (2012) Cell **149** 1060
2. Angeli *et al.* (2014) Nat.Chem.Biol. **16** 1180
3. Linkermann *et al.* (2014) PNAS **111** 16836
4. Dolma *et al.* (2003) Cancer Cell **3** 285
5. Eaton *et al.* (2020) Nat.Chem.Biol. **16** 497
6. Yang *et al.* (2014) Cell **156** 317
7. Shimada *et al.* (2016) Nat.Chem.Biol. **12** 497
8. Yan *et al.* (2021) Signal Transduc. Target Ther. **6** 49
9. Chen *et al.* (2021) Front.Cell.Neurosci. **15** 632354
10. Normant *et al.* (2020) ACS Chem.Biol. **15** 2741
11. Woo *et al.* (2015) Cell **162** 441