



ABclonal^{Technology}

Leader in Biomolecular
Solutions for Life Science

LUBIO
SCIENCE

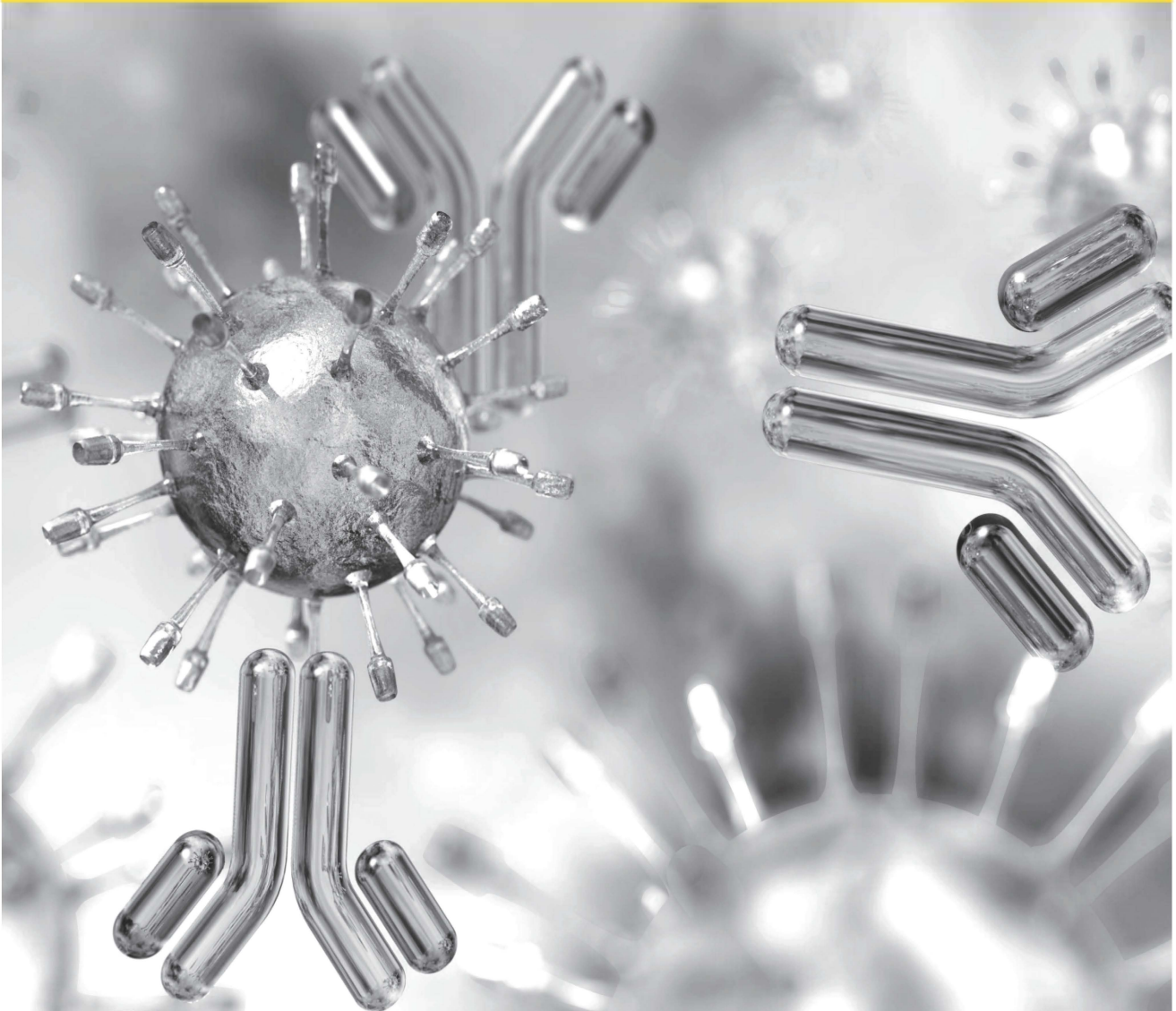
Your distributor in Switzerland

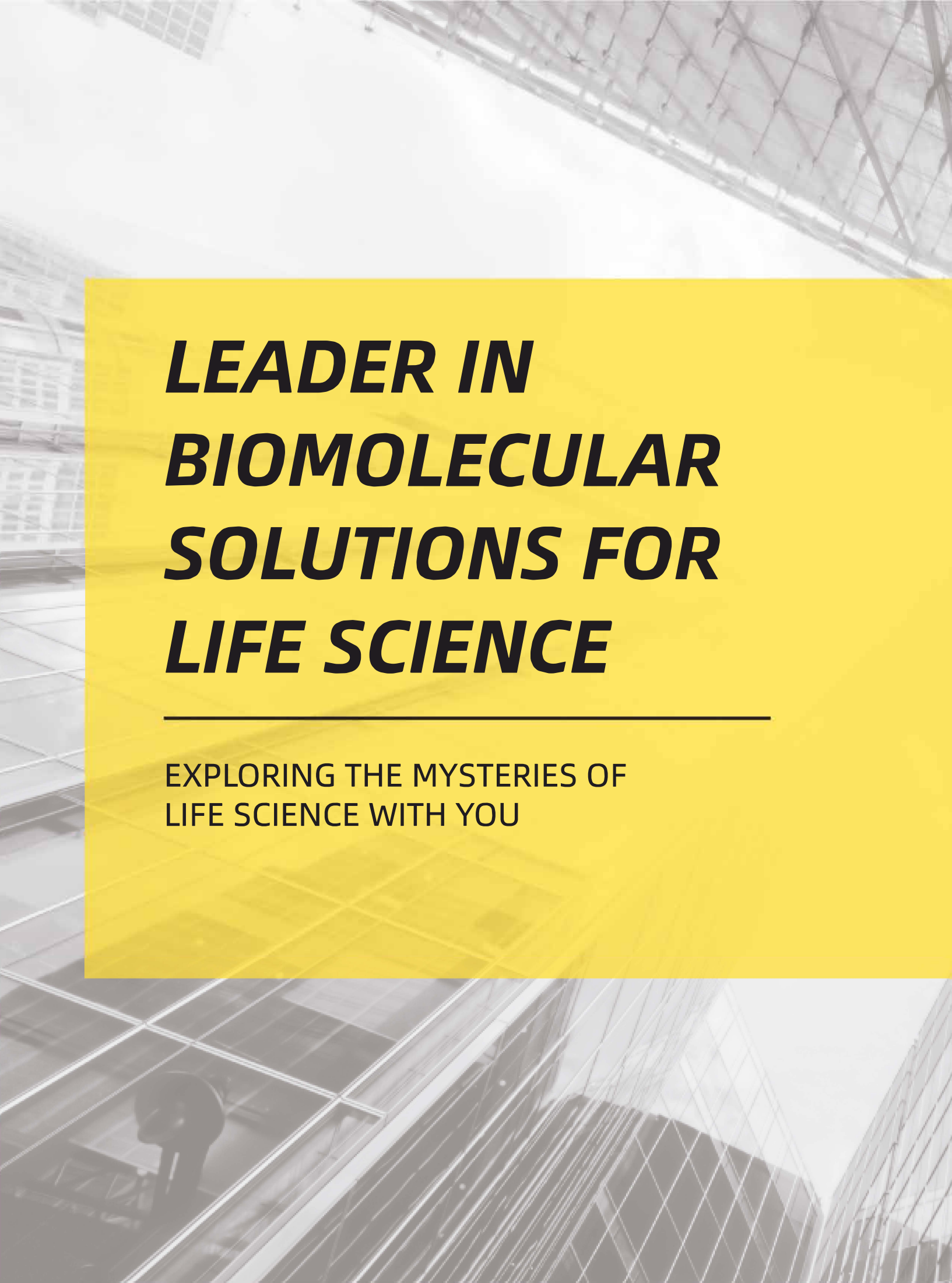
LubioScience GmbH
Baumackerstrasse 24
8050 Zürich
+41 (0)41 417 02 80

info@lubio.ch
www.lubio.ch

2022 ABclonal ANTIBODY CATALOG

Exploring the mysteries of life science with you





***LEADER IN
BIOMOLECULAR
SOLUTIONS FOR
LIFE SCIENCE***

EXPLORING THE MYSTERIES OF
LIFE SCIENCE WITH YOU

CONTENTS

Overview of ABclonal Catalog Antibodies	02
● Featured Antibody--Knockout Validated Antibody	03
● Featured Antibody--phospho-specific Antibody	14
Antibodies for Top Research Areas	24
● Epigenetic & Transcriptional Regulation	25
● Iron Homeostasis & Ferroptosis	35
● Apoptosis	39
● Autophagy	42
● DNA Damage & Repair	45
● RNA Research	50
● Hippo Pathway	56
● NF- κ B Pathway	58
One-step WB	60
● Citations and References	64

COMPANY PROFILE

Antibody | Protein | ELISA Kits | Enzyme | NGS | Service



ABOUT US

ABclonal is an innovative growth company aiming to provide reliable and cost-effective products and services for both basic and translational research in cutting edge biomedical science.

Innovation is in their DNA, with worldwide R&D centers focusing on technical innovation and product development for protein science and molecular biology.

ABclonal always listen carefully to the opinions and feedback from talented scientists across the globe, and quickly translate their needs into a product development pipeline dedicated to developing valuable research tools based on state-of-the-art technologies, to meet the needs of innovation in a timely manner.

Overview of ABclonal Catalog Antibodies

ABclonal offers over 15,000 monoclonal and polyclonal primary antibodies based on different antibody development platforms. Our quickly expanded antibody portfolios will provide you wide choice for targets and empower your research in cutting-edges of life science.

// Key Features and Benefits of our Antibodies



Large collection of antibodies are available for you to make multiple choices in species and applications.



Interactive and responsive new product development pipeline and custom antibody services will provide more choice for novel targets.



Authentic in-house validations for multiple applications with wide range of samples (including validation on KO cell models) ensure reliable and stable performance of our antibodies in your experiments.

State-of-the-art recombinant antibody development platforms will provide more valuable monoclonal antibodies with high specificity, sensitivity and lot-to-lot consistency.

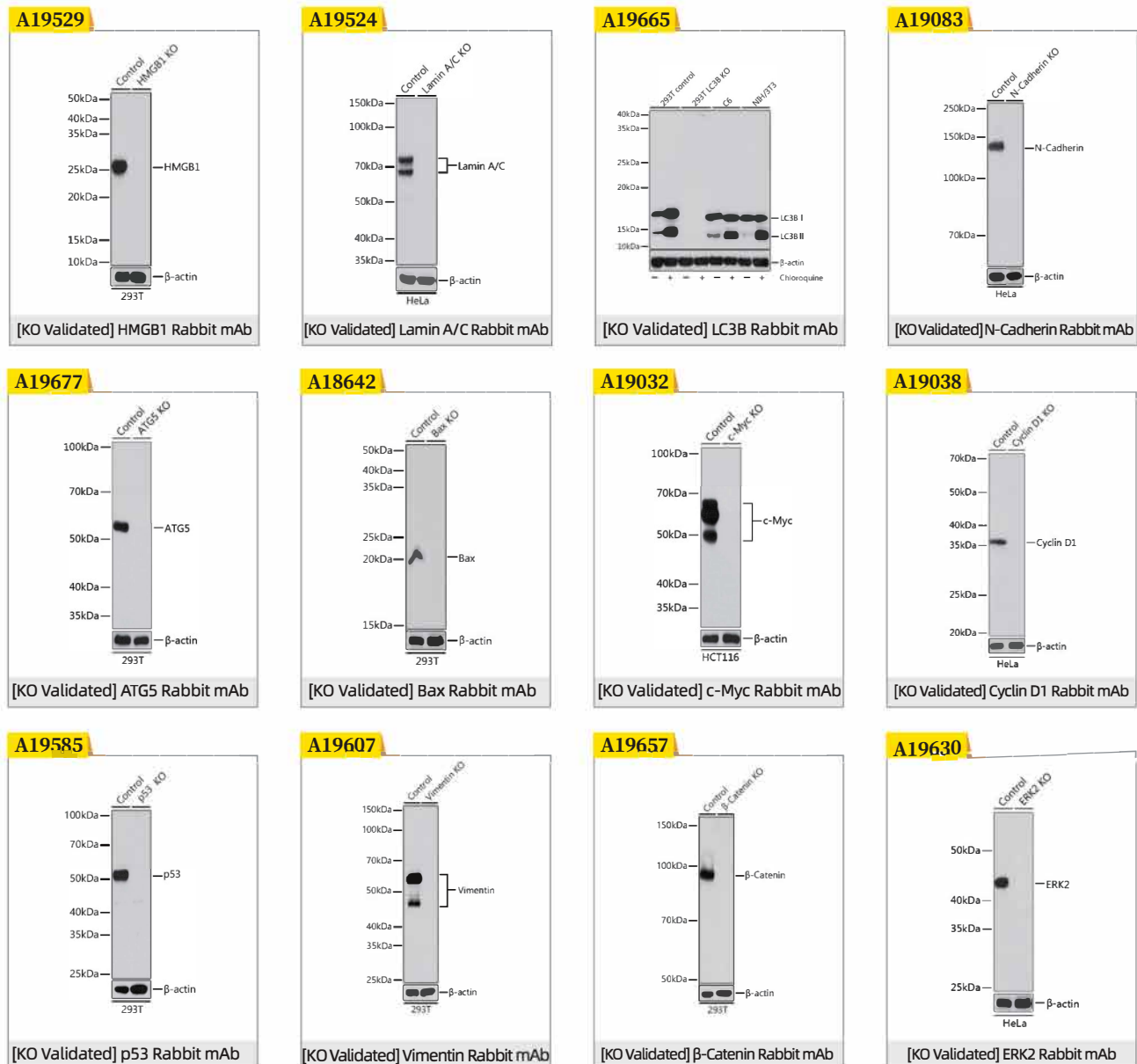
Featured Antibody--Knockout Validated Antibody

KO Validated





Reproducibility relies on high-quality research reagents with consistent performance and high specificity. Comparing samples with the target protein depleted to samples with the protein expressed at normal levels is one of the best ways to ensure antibody specificity (Uhlen et al., 2016). ABclonal aims to improve the quality of life science research by introducing KO-validated antibodies.








Gene Knockout







Gene knockout refers to the technique where a gene is inactivated (knocked out) through replacement or disruption of DNA. In research, gene knockout is used to infer the function of a known sequence. ABclonal validates our antibodies using gene-editing technology. The gene that encodes the target protein is inactivated, hence producing samples with the target protein depleted.





















Knockout Validated Antibodies





Cat.No.	Product Name	Application	Reactivity
A18060	[KO Validated] 14-3-3 gamma Rabbit pAb	WB	H,M,R
A18011	[KO Validated] 14-3-3 sigma Rabbit pAb	WB,IHC,IF	H,M,R
A19949	[KO Validated] ABCF2 Rabbit pAb	WB,IHC,IF	H,M
A19950	[KO Validated] ABCF2 Rabbit pAb	WB,IHC,IF	H,M,R
A19942	[KO Validated] ACAD9 Rabbit pAb	WB,IF	H,M,R
A19973	[KO Validated] ACADVL Rabbit pAb	WB,IF	H,M,R
A16002	[KO Validated] Acetyl-HMGB1-K29 Rabbit pAb	WB,IF	H,M,R
 A19654	[KO Validated] active + pro Caspase-3 Rabbit mAb	WB	H,M,R
A18029	[KO Validated] Adenosine Deaminase (ADA) Rabbit pAb	WB,IF	H,M,R
A18045	[KO Validated] ADIPOR1 Rabbit pAb	WB	H,M,R
A19992	[KO Validated] ADK Rabbit pAb	WB	H,M,R
A19944	[KO Validated] AES Rabbit pAb	WB,IF	H,M
A2568	[KO Validated] AIF Rabbit pAb	WB,IHC,IF,IP	H,M,R
A19969	[KO Validated] AIP Rabbit pAb	WB	H,M,R
A6519	[KO Validated] AK2 Rabbit pAb	WB,IHC	H,M,R
A19854	[KO Validated] AK4 Rabbit pAb	WB,IF,IP	H,M
A19855	[KO Validated] AK4 Rabbit pAb	WB,IHC,IF,IP	H,M,R
A18014	[KO Validated] AKR1A1 Rabbit pAb	WB,IHC	H,M,R
A18031	[KO Validated] AKR1B1 Rabbit pAb	WB,IHC	H,M,R
 A20799	[KO Validated] AKT1 Rabbit mAb	WB,IHC	H,M,R
A18019	[KO Validated] AKT2 Rabbit pAb	WB,IHC,ICC,IF,IP,CHIP	H,M,R,Mk
A19899	[KO Validated] ALDH3A2 Rabbit pAb	WB,IF	H,M,R
A18098	[KO Validated] ALDH9A1 Rabbit pAb	WB,IHC	H,M,R
A8075	[KO Validated] AMOT Rabbit pAb	WB,IHC	H,M,R
A18855	[KO Validated] AMPK α 1 Rabbit pAb	WB	H
A7339	[KO Validated] AMPK α 2 Rabbit pAb	WB,IF	H,M,R
A12491	[KO Validated] AMPK β 1 Rabbit pAb	WB,IHC,IF	H,M,R
A7109	[KO Validated] ANAPC5 Rabbit pAb	WB,IHC,IP	H,M,R
A19958	[KO Validated] ANKRD52 Rabbit pAb	WB,IHC	H,M,R
A1728	[KO Validated] Annexin A5/Annexin V Rabbit pAb	WB,IF	H,M
A1118	[KO Validated] ANXA1 Rabbit pAb	WB,IHC,IF	H,M,R
A19861	[KO Validated] ANXA3 Rabbit pAb	WB	H,R
A19862	[KO Validated] ANXA3 Rabbit pAb	WB,IF	H,M,R
A18069	[KO Validated] ANXA6 Rabbit pAb	WB	H,M
A19879	[KO Validated] APEH Rabbit pAb	WB,IF	H,M,R
A19912	[KO Validated] APEH Rabbit pAb	WB,IP	H,M,R
A2587	[KO Validated] APEX1/APE1 Rabbit pAb	WB,IF,IP	H
 A17911	[KO Validated] APP Rabbit mAb	WB,IHC,IF,IP	H,M,R
A16265	[KO Validated] APP Rabbit pAb	WB,IHC,IF	H,M,R
A19977	[KO Validated] ARF1 Rabbit pAb	WB,IF	H,M,R
A19986	[KO Validated] ARF5 Rabbit pAb	WB,IF	H,M,R
A4274	[KO Validated] ARHGEF1 Rabbit pAb	WB,IHC,IF	H,R
A8601	[KO Validated] ARID2 Rabbit pAb	WB	H
A19995	[KO Validated] ARL6IP1 Rabbit pAb	WB,IHC,IF	H,M,R
A16767	[KO Validated] ASS1 Rabbit pAb	WB	H,M,R
A19878	[KO Validated] ASS1 Rabbit pAb	WB	H,M,R
A2155	[KO Validated] ATF2 Rabbit pAb	WB,IHC,IF	H,M,R
A19844	[KO Validated] ATG4A Rabbit pAb	WB	H,M
A18097	[KO Validated] ATG4D Rabbit pAb	WB,IF	H,M,R
 A19677	[KO Validated] ATG5 Rabbit mAb	WB,IHC,IP	H,M,R

Cat.No.	Product Name	Application	Reactivity
A18257	[KO Validated] ATM Rabbit pAb	WB	H,M,R
A19925	[KO Validated] ATOX1 Rabbit pAb	WB,IF	H
A19946	[KO Validated] ATPIF1 Rabbit pAb	WB,IHC,IF	H,M
A8546	[KO Validated] B4GALT1 Rabbit pAb	WB,IHC	H,M,R
A13353	[KO Validated] BAF57/SMARCE1 Rabbit pAb	WB,IHC,IF,IP	H,M,R
A19945	[KO Validated] BAG2 Rabbit pAb	WB,IHC,IF	H
A18002	[KO Validated] Bak Rabbit pAb	WB,IHC	H,R
 A18642	[KO Validated] Bax Rabbit mAb	WB,IHC,IP	H,M
A0207	[KO Validated] Bax Rabbit pAb	WB,IHC,IF,IP	H,M,R
A11550	[KO Validated] Bax Rabbit pAb	WB,IF,IP	H,M,R
A12009	[KO Validated] Bax Rabbit pAb	WB,IHC,IF,IP	H,M,R
A15633	[KO Validated] Bax Rabbit pAb	WB,IF	H,M,R
A1106	[KO Validated] Bcl10 Rabbit pAb	WB	H,M,R
A17028	[KO Validated] Beclin 1 Rabbit pAb	WB,IF	H,M,R
A18079	[KO Validated] BMPR2 Rabbit pAb	WB,IF	H
A18839	[KO Validated] BRD4 Rabbit pAb	WB	H,R
A20019	[KO Validated] BRD4 Rabbit pAb	WB,IHC	H,R
A2308	[KO Validated] BRD7 Rabbit pAb	WB	H
A0887	[KO Validated] BRG1 /SMARCA4 Rabbit pAb	WB,IHC,IF	H
A2117	[KO Validated] BRG1 /SMARCA4 Rabbit pAb	WB,IHC,IF,IP	H,M,R
A18053	[KO Validated] BUB1 Rabbit pAb	WB,IHC	H,M,R
A19971	[KO Validated] C21orf33 Rabbit pAb	WB,IF	H,M,R
A20004	[KO Validated] CACYBP Rabbit pAb	WB,IF	H,M,R
A18006	[KO Validated] Calpain 1 Rabbit pAb	WB	H
A1861	[KO Validated] Calpain 2 Rabbit pAb	WB,IHC,IF	H,M,R
 A20986	[KO Validated] Calreticulin Rabbit mAb	WB,IHC	H,M,R
A18013	[KO Validated] Calreticulin Rabbit pAb	WB,IHC,IF,IP	H,M,R
A7324	[KO Validated] CAPG Rabbit pAb	WB,IHC	H,M,R
A18034	[KO Validated] Carbonic Anhydrase 2 (CA2) Rabbit pAb	WB,IF	H,M
A2246	[KO Validated] CARM1 Rabbit pAb	WB	H,M,R
A11040	[KO Validated] Caspase-3 Rabbit pAb	WB,IF	H,M,R
A11953	[KO Validated] Caspase-3 Rabbit pAb	WB,IHC,IF,IP	H,M,R
A16794	[KO Validated] Caspase-3 Rabbit pAb	WB,IHC,IF	H,M,R
A2156	[KO Validated] Caspase-3 Rabbit pAb	WB,IHC,IF	H,M,R
 A18676	[KO Validated] Caspase-9 Rabbit mAb	WB,IF	H,M,R
A7634	[KO Validated] CAST Rabbit pAb	WB	H,M,R
A18018	[KO Validated] Catalase Rabbit pAb	WB,IP	H,M,R
A18074	[KO Validated] CBR1 Rabbit pAb	WB,IF	H,M
A19901	[KO Validated] CCDC6 Rabbit pAb	WB,IF	H,M,R
 A0818	[KO Validated] CD133 Rabbit mAb	WB,IHC	H
A12711	[KO Validated] CD133 Rabbit pAb	WB,IF,IP	H,M,R
A19993	[KO Validated] CD146/MCAM Rabbit pAb	WB,IHC	H,M
A18032	[KO Validated] CD147/BSG Rabbit pAb	WB,IHC	H,M,R
A12445	[KO Validated] CD168/RHAMM Rabbit pAb	WB,IF	H
A20481	[KO Validated] CD274 Rabbit pAb	WB	H,M,R
A19891	[KO Validated] CD2BP2 Rabbit pAb	WB	H
A7429	[KO Validated] CD34 Rabbit pAb	WB,IF	H,M,R
A12410	[KO Validated] CD44 Rabbit pAb	WB,IHC,IF	H,M,R
A19845	[KO Validated] CDA Rabbit pAb	WB,IHC,IF	H,M
A19846	[KO Validated] CDA Rabbit pAb	WB,IF	H,M
A0294	[KO Validated] CDK2 Rabbit pAb	WB,IHC,IP	H,M,R
A18000	[KO Validated] CDK2 Rabbit pAb	WB,IHC	H,M,R
A19985	[KO Validated] CDK2AP1 Rabbit pAb	WB	H
A16813	[KO Validated] CDK4 Rabbit pAb	WB,IHC,IF,IP	H,M,R
A18080	[KO Validated] CDK5 Rabbit pAb	WB,IF	H,M,R
A5730	[KO Validated] CDK5 Rabbit pAb	WB,IF,IP	H,M,R
A12942	[KO Validated] CDK7 Rabbit pAb	WB,IHC,IF	H,M,R
A5548	[KO Validated] CDK8 Rabbit pAb	WB,IP	H,M,R
 A19094	[KO Validated] CDKN1A/p21CIP1 Rabbit mAb	WB,IHC	H,M,R
A16633	[KO Validated] CDKN1B/p27KIP1 Rabbit pAb	WB,IHC	H,M,R
 A11651	[KO Validated] CDKN2A/p16INK4a Rabbit mAb	WB,IHC,IF	H
 A5025	[KO Validated] CDKN2A/p16INK4a Rabbit mAb	WB,IF	H
A0262	[KO Validated] CDKN2A/p16INK4a Rabbit pAb	WB,IHC,IF,IP	H,M,R

Cat.No.	Product Name	Application	Reactivity
A11058	[KO Validated] CDKN2A/p16INK4a Rabbit pAb	WB,IF,IP	H,M,R
A18054	[KO Validated] CDKN2C/p18-INK4C Rabbit pAb	WB,IHC,IF	H,M,R
A5397	[KO Validated] CETN2 Rabbit pAb	WB,IF	H,M,R
A16645	[KO Validated] CHCHD2 Rabbit pAb	WB,IHC,IF	H,M,R
A19959	[KO Validated] CHCHD3 Rabbit pAb	WB,IHC	H,M,R
A7883	[KO Validated] CHD1 Rabbit pAb	WB,IHC	H,M,R
A14896	[KO Validated] CHRAC1 Rabbit pAb	WB,IHC	H,M,R
A4430	[KO Validated] CIB1 Rabbit pAb	WB,IHC	H,M,R
A6559	[KO Validated] CIRBP Rabbit pAb	WB,IHC,IF	H,M,R
A19975	[KO Validated] CLPP Rabbit pAb	WB	H,M,R
A19979	[KO Validated] CLUH Rabbit pAb	WB,IHC,IF	H,M
 A19032	[KO Validated] c-Myc Rabbit mAb	WB,IF,ChIP	H,M
A1309	[KO Validated] c-Myc Rabbit pAb	WB	H,M,R
A18009	[KO Validated] CNPase Rabbit pAb	WB,IHC	H,M,R
A20002	[KO Validated] CNPY2 Rabbit pAb	WB	H,M,R
A18085	[KO Validated] COMT Rabbit pAb	WB,IHC,IF	H,M,R
A18038	[KO Validated] Cortactin Rabbit pAb	WB	H,M,R
A11735	[KO Validated] CRKL Rabbit pAb	WB,IF	H,M,R
A14570	[KO Validated] CRMP2/DPYSL2 Rabbit pAb	WB,IHC	H,M,R
A18028	[KO Validated] CRY1 Rabbit pAb	WB,IHC	H,M
A19997	[KO Validated] CRYZ Rabbit pAb	WB	H,M,R
A20001	[KO Validated] CSDE1 Rabbit pAb	WB,IP	H,M
A5941	[KO Validated] CSDE1 Rabbit pAb	WB,IF,IP	H,M
A0735	[KO Validated] CSK Rabbit pAb	WB,IHC,IF	H,M,R
A1796	[KO Validated] CSNK1E Rabbit pAb	WB,IHC,IF,IP	H,M,R
A3592	[KO Validated] CSPG4 Rabbit pAb	WB,IHC,IF	H,M,R
A19961	[KO Validated] CSTB Rabbit pAb	WB,IHC,IF	H,R
A18627	[KO Validated] CTCF Rabbit pAb	WB,IHC,IP,ChIP	H,M,R
 A19037	[KO Validated] Cyclin B1 Rabbit mAb	WB,IHC,IP	H,M
A16800	[KO Validated] Cyclin B1 Rabbit pAb	WB,IHC,IF	H,M,R
 A19038	[KO Validated] Cyclin D1 Rabbit mAb	WB,IHC,IF,IP	H,M,R
A1301	[KO Validated] Cyclin D1 Rabbit pAb	WB,IHC,IF,IP	H,M,R
A0746	[KO Validated] Cyclin D3 Rabbit pAb	WB	H,M
A13484	[KO Validated] CYP3A4 Rabbit pAb	WB	H,M,R
A8142	[KO Validated] CYPOR Rabbit pAb	WB,IHC,IF	H,M,R
 A4912	[KO Validated] Cytochrome C Rabbit mAb	WB,IHC	H,M,R
A0225	[KO Validated] Cytochrome C Rabbit pAb	WB,IHC,IF	H,M,R
A18010	[KO Validated] Cytokeratin 18 (KRT18) Rabbit pAb	WB,IHC,IF	H,M
A17997	[KO Validated] Cytokeratin 20 (KRT20) Rabbit pAb	WB,IHC,IF	H,M,R
A1024	[KO Validated] Cytokeratin 8 Rabbit pAb	WB,IHC,IF	H,M
A18024	[KO Validated] DBI Rabbit pAb	WB,IHC,IF	H,M
A18068	[KO Validated] DBI Rabbit pAb	WB	H
A8086	[KO Validated] DDIT4 Rabbit pAb	WB,IF	H,M,R
A18003	[KO Validated] DDX58 Rabbit pAb	WB,IHC,IF,IP	H
A1032	[KO Validated] DFFA Rabbit pAb	WB,IF	H,M,R
A19926	[KO Validated] DGUOK Rabbit pAb	WB,IHC	H,M,R
A18081	[KO Validated] DIAPH1 Rabbit pAb	WB,IF	H,M
A0987	[KO Validated] DJ-1/PARK7 Rabbit pAb	WB,IF	H,M
A18050	[KO Validated] DNA Ligase IV Rabbit pAb	WB,IF	H,M
A1681	[KO Validated] DNA Polymerase beta Rabbit pAb	WB,IHC,IF	H,M
A19865	[KO Validated] DNAJA1 Rabbit pAb	WB,IF	H,M,R
A5504	[KO Validated] DNAJB1 Rabbit pAb	WB,IF	H,M,R
A19954	[KO Validated] DNAJC2 Rabbit pAb	WB	H,M
A19850	[KO Validated] DNAJC9 Rabbit pAb	WB,IHC	H,M,R
 A19679	[KO Validated] DNMT1 Rabbit mAb	WB,IHC,IF,IP,ChIP	H,M,R
A16729	[KO Validated] DNMT1 Rabbit pAb	WB,IHC,IF,IP	H,M,R
 A19659	[KO Validated] DNMT3A Rabbit mAb	WB,IP	H,M,R
A6503	[KO Validated] DNMT3A Rabbit pAb	WB,IF	H,R
A16661	[KO Validated] DRP1 Rabbit pAb	WB,IF	H,M,R
A19996	[KO Validated] DSG2 Rabbit pAb	WB	H,M,R
A19972	[KO Validated] EBP1/PA2G4 Rabbit pAb	WB,IHC,IF	H,M,R
A5638	[KO Validated] ECE1 Rabbit pAb	WB,IHC,IF	H,M,R
A19868	[KO Validated] ECH1 Rabbit pAb	WB,IHC	H,M,R













Cat.No.	Product Name	Application	Reactivity
A2283	[KO Validated] EDF1 Rabbit pAb	WB,IHC,IF	H,M,R
A18004	[KO Validated] EDN1 Rabbit pAb	WB,IHC,IF	H,M,R
A6580	[KO Validated] EEF1B2 Rabbit pAb	WB,IHC,IF	H,M,R
A5404	[KO Validated] EEF2K Rabbit pAb	WB,IF	H,M
A11082	[KO Validated] EGFR Rabbit pAb	WB,IP	H,M,R
A11576	[KO Validated] EGFR Rabbit pAb	WB	H,M,R
A11577	[KO Validated] EGFR Rabbit pAb	WB,IF,IP	H,M,R
A2069	[KO Validated] EGFR Rabbit pAb	WB	H,M,R
A1247	[KO Validated] EHMT2 Rabbit pAb	WB	H,M,R
A18026	[KO Validated] EIF3H Rabbit pAb	WB,IHC,IF,IP	H,M,R
A19990	[KO Validated] EIF4G2 Rabbit pAb	WB,IHC	H,M,R
A18016	[KO Validated] Emerin/EMD Rabbit pAb	WB,IF	H,M,R
A18030	[KO Validated] Emerin/EMD Rabbit pAb	WB,IHC,IF	H,M
A1033	[KO Validated] ENO1 Rabbit pAb	WB,IHC,IF,IP	H,M,R
A0950	[KO Validated] ErbB3/HER3 Rabbit pAb	WB,IF	H,M,R
A18066	[KO Validated] ERCC1 Rabbit pAb	WB, IF	H,M,R
A0228	[KO Validated] ERK1 Rabbit pAb	WB,IHC,IF	H,M,R
 A19630	[KO Validated] ERK2 Rabbit mAb	WB	H,M,R
A0229	[KO Validated] ERK2 Rabbit pAb	WB,IF	H,M,R
A11186	[KO Validated] ERK2 Rabbit pAb	WB,IHC,IF	H,M,R
A7959	[KO Validated] ERp29 Rabbit pAb	WB	H,M,R
A19863	[KO Validated] ESD Rabbit pAb	WB,IHC	H,M
A19937	[KO Validated] ETFA Rabbit pAb	WB,IHC,IF	H,M,R
A19948	[KO Validated] EXOC2 Rabbit pAb	WB,IF	H,M,R
A11085	[KO Validated] EZH2/KMT6 Rabbit pAb	WB,IF	H,M,R
A13867	[KO Validated] EZH2/KMT6 Rabbit pAb	WB,IP	H
A18087	[KO Validated] FABP5 Rabbit pAb	WB,IF	H,M
A18044	[KO Validated] FADD Rabbit pAb	WB	H,M,R
A18082	[KO Validated] FADD Rabbit pAb	WB,IHC,IP	H,R
A18055	[KO Validated] FANCD2 Rabbit pAb	WB,IF	H
 A19582	[KO Validated] Fas Rabbit mAb	WB,IHC	H,M,R
A1904	[KO Validated] Fascin/FSCN1 Rabbit pAb	WB,IHC,IF	H,M,R
A18051	[KO Validated] Ferritin Light Chain Rabbit pAb	WB,IHC,IF	H,M
 A11488	[KO Validated] FGF2 Rabbit mAb	WB,IHC,IF	H,M,R
A19908	[KO Validated] FIBP Rabbit pAb	WB	H,R
A19870	[KO Validated] FKBP10 Rabbit pAb	WB,IHC	H,M
A6220	[KO Validated] Flotillin 1 Rabbit pAb	WB,IHC,IF,IP	H,M,R
A1631	[KO Validated] FSP1/S100A4 Rabbit pAb	WB,IHC,IF	H,M,R
 A20992	[KO Validated] FTO Rabbit mAb	WB	H,M,R
A5921	[KO Validated] FUS Rabbit pAb	WB,IHC,IF,IP	H,M,R
A18040	[KO Validated] Galectin 1/LGALS1 Rabbit pAb	WB	H,M,R
A13506	[KO Validated] Galectin 3/LGALS3 Rabbit pAb	WB,IF	H,M,R
A19903	[KO Validated] GALT Rabbit pAb	WB,IHC	H,M,R
A19876	[KO Validated] GANAB Rabbit pAb	WB,IHC,IF	H,M,R
A5435	[KO Validated] GARS Rabbit pAb	WB,IHC,IF	H,M,R
 A5083	[KO Validated] GATA2 Rabbit mAb	WB	H,M,R
A1638	[KO Validated] GATA3 Rabbit pAb	WB	H,M,R
A19874	[KO Validated] GBP2 Rabbit pAb	WB	H
A19851	[KO Validated] GCN1L1 Rabbit pAb	WB,IHC	H
A19916	[KO Validated] GDA Rabbit pAb	WB,IF	H,M,R
A8615	[KO Validated] GDI2 Rabbit pAb	WB,IF	H,M,R
A15437	[KO Validated] GIT1 Rabbit pAb	WB,IF	H,M,R
A19849	[KO Validated] GLOD4 Rabbit pAb	WB	H,M
A5437	[KO Validated] Glutamine Synthetase (GLUL) Rabbit pAb	WB,IHC,IF	H,M,R
A14535	[KO Validated] Glutathione Synthetase (GSS) Rabbit pAb	WB,IF	H,M,R
A18042	[KO Validated] GM130 Rabbit pAb	WB,IHC,IF	H,M,R
A13307	[KO Validated] GNAI3 Rabbit pAb	WB,IF,IP	H,M
A7348	[KO Validated] GPR68 Rabbit pAb	WB	H,M,R
 A11243	[KO Validated] GPX4 Rabbit mAb	WB,IP	H,M,R
 A4443	[KO Validated] GRK2 Rabbit mAb	WB,IF	H,M,R
A1662	[KO Validated] GRK2 Rabbit pAb	WB,IHC	H,M,R
 A19060	[KO Validated] GSK3 α Rabbit mAb	WB,IP	H,M,R
A18655	[KO Validated] GSK3 α Rabbit pAb	WB	H,M,R






Cat.No.	Product Name	Application	Reactivity
A3174	[KO Validated] GSK3β Rabbit pAb	WB	H,R
A19963	[KO Validated] GSTK1 Rabbit pAb	WB,IHC,IF	H,M,R
A19892	[KO Validated] GSTO1 Rabbit pAb	WB	H,M,R
A13310	[KO Validated] HADHA Rabbit pAb	WB,IHC,IF,IP	H,M
A5346	[KO Validated] HADHA Rabbit pAb	WB,IF,IP	H,M,R
A19915	[KO Validated] HAGH Rabbit pAb	WB,IHC,IF	H,M,R
 A11657	[KO Validated] HB-EGF Rabbit mAb	WB	H,M,R
 A19571	[KO Validated] HDAC1 Rabbit mAb	WB,IHC,IF	H,M,R
A0238	[KO Validated] HDAC1 Rabbit pAb	WB,IHC,IF,IP	H,M,R
 A8865	[KO Validated] HDAC8 Rabbit mAb	WB,IHC,IF	H,M,R
A5829	[KO Validated] HDAC8 Rabbit pAb	WB,IHC,IF	H,M,R
A5831	[KO Validated] HELLS Rabbit pAb	WB,IHC,IP	H,M,R
A11102	[KO Validated] Heme Oxygenase 1 (HO-1/HMOX1) Rabbit pAb	WB,IHC,IF	H,M,R
A18049	[KO Validated] HERC4 Rabbit pAb	WB	H,M,R
 A20829	[KO Validated] Hexokinase II Rabbit mAb	WB	H,M,R
A0994	[KO Validated] Hexokinase II Rabbit pAb	WB,IHC,IF	H,M,R
A19871	[KO Validated] HIBADH Rabbit pAb	WB,IF	H,M,R
 A3701	[KO Validated] HIF1AN/FIH1 Rabbit mAb	WB	H
A5466	[KO Validated] HIF1AN/FIH1 Rabbit pAb	WB,IHC,IF,IP	H,M,R
A10221	[KO Validated] HINT1 Rabbit pAb	WB,IF	H,M,R
A8461	[KO Validated] HIRA Rabbit pAb	WB,IHC	H
A3298	[KO Validated] Histone H1.0 Rabbit pAb	WB,IHC,IF	H,M,R
A12442	[KO Validated] Histone H2A.Z Rabbit pAb	WB	H,M,R
A6614	[KO Validated] Histone H2A.Z Rabbit pAb	WB,IHC	H,M,R
 A0533	[KO Validated] HK1 Rabbit mAb	WB,IHC,IF,IP	H,M,R
A1054	[KO Validated] HK1 Rabbit pAb	WB,IHC,IF,IP	H,M,R
A19951	[KO Validated] HMG20B Rabbit pAb	WB	H,M,R
 A19529	[KO Validated] HMGB1 Rabbit mAb	WB,IHC,IF	H,M,R
A0719	[KO Validated] HMGB1 Rabbit pAb	WB,IHC,IF	H,M,R
A2553	[KO Validated] HMGB1 Rabbit pAb	WB,IHC,IF	H,M,R
A14741	[KO Validated] HMGCR Rabbit pAb	WB	H,M
A16876	[KO Validated] HMGCR Rabbit pAb	WB,IF	H,M,R
A18094	[KO Validated] hnRNP A1 Rabbit pAb	WB,IHC,IF	H,M,R
A1162	[KO Validated] HNRNPA2B1 Rabbit pAb	WB,IHC,IF	H,M,R
A19999	[KO Validated] HNRNPR Rabbit pAb	WB,IHC,IF	H,M,R
A1098	[KO Validated] HP1 alpha/CBX5 Rabbit pAb	WB,IF,IP,ChIP	H,R
A12577	[KO Validated] HP1 alpha/CBX5 Rabbit pAb	WB,IHC,IF	H,M
A2248	[KO Validated] HP1 gamma/CBX3 Rabbit pAb	WB,IHC,IF	H,M,R
A19964	[KO Validated] HPCAL1 Rabbit pAb	WB,IP	H,M,R
A5692	[KO Validated] HPRT1 Rabbit pAb	WB,IF	H,M,R
A19914	[KO Validated] HSP105/HSPH1 Rabbit pAb	WB,IHC	H,M,R
A16332	[KO Validated] HSP27/HSPB1 Rabbit pAb	WB,IHC,IF	H,M,R
A1087	[KO Validated] Hsp90β Rabbit pAb	WB,IHC,IF	H,M,R,Mk
A18015	[KO Validated] Hsp90β Rabbit pAb	WB,IHC,IF	H,M,R,Mk
 A19622	[KO Validated] HuR/ELAVL1 Rabbit mAb	WB,IHC,IF,IP	H,M,R
A1608	[KO Validated] HuR/ELAVL1 Rabbit pAb	WB,IHC,IF	H,M,R
A6089	[KO Validated] HuR/ELAVL1 Rabbit pAb	WB,IHC,IF	H,M
A13245	[KO Validated] IDH1 Rabbit pAb	WB,IF,IP	H,M,R
A18023	[KO Validated] IDH1 Rabbit pAb	WB,IP	H,M,R
A13070	[KO Validated] IFITM3 Rabbit pAb	WB,IHC,IF	H,M,R
A0243	[KO Validated] IGF1R Rabbit pAb	WB,IHC,IF	H,M,R
A12536	[KO Validated] IKKγ Rabbit pAb	WB,IP	H,M
A18036	[KO Validated] IL6ST Rabbit pAb	WB,IF	H,M,R
A7288	[KO Validated] ING5 Rabbit pAb	WB,IF	H
A1630	[KO Validated] Insulin-degrading enzyme (IDE) Rabbit pAb	WB,IF	H,M
A7629	[KO Validated] Integrin alpha 2 (ITGA2/CD49b) Rabbit pAb	WB,IHC,IF	H,M,R
A19890	[KO Validated] Integrin beta 4 (ITGB4/CD104) Rabbit pAb	WB,IHC	H,M,R
A19902	[KO Validated] IPO4 Rabbit pAb	WB,IF	H,M,R
A19860	[KO Validated] IPO9 Rabbit pAb	WB,IF	H,M,R
 A19717	[KO Validated] IRF3 Rabbit mAb	WB	H,M
A11118	[KO Validated] IRF3 Rabbit pAb	WB,IHC,IF,ChIP	H,M,R
A18008	[KO Validated] IRF9 Rabbit pAb	WB	H
 A8624	[KO Validated] ITCH Rabbit mAb	WB	H,M,R

Cat.No.	Product Name	Application	Reactivity
A15612	[KO Validated] ITCH Rabbit pAb	WB,IHC	H,M,R
A11168	[KO Validated] κ B α Rabbit pAb	WB,IHC	H,M,R
A11397	[KO Validated] κ B α Rabbit pAb	WB,IP	H,M,R
A5840	[KO Validated] JMJD6 Rabbit pAb	WB,IHC,IF	H,M,R
A1251	[KO Validated] JNK2 Rabbit pAb	WB,IHC,IF	H,M
A1156	[KO Validated] KDM1 Rabbit pAb	WB,IF,IP	H,M,R
A15794	[KO Validated] KDM1 Rabbit pAb	WB,IHC,IF	H,M,R
A7772	[KO Validated] KDM5B Rabbit pAb	WB,IF	H
A19881	[KO Validated] KIF22 Rabbit pAb	WB,IHC,IF	H,M
A18088	[KO Validated] KLF4 Rabbit pAb	WB,IHC	H,M,R
A16235	[KO Validated] KMT5C Rabbit pAb	WB	H,M
A12704	[KO Validated] KRAS Rabbit pAb	WB,IF	H,M,R
A8555	[KO Validated] L1CAM Rabbit pAb	WB,IF	H,M,R
 A19524	[KO Validated] Lamin A/C Rabbit mAb	WB,IHC,IF,IP	H,M,R
A0249	[KO Validated] Lamin A/C Rabbit pAb	WB,IHC,IF,IP	H,M,R
A17319	[KO Validated] Lamin A/C Rabbit pAb	WB,IHC,IF,IP	H,M,R
A16909	[KO Validated] Lamin B1 Rabbit pAb	WB,IHC,IF	H,M,R
A19970	[KO Validated] Laminin beta 1 Rabbit pAb	WB,IHC,IF	H,M
A14017	[KO Validated] LAMP2 Rabbit pAb	WB,IHC,IF	H,M,R
A19983	[KO Validated] LAMTOR1 Rabbit pAb	WB,IHC,IF	H,M,R
 A19665	[KO Validated] LC3B Rabbit mAb	WB,IHC,IF,IP	H,M,R
A11280	[KO Validated] LC3B Rabbit pAb	WB,IHC,IF	H,M,R
A11282	[KO Validated] LC3B Rabbit pAb	WB,IHC,IF	H,M,R
A5601	[KO Validated] LC3B Rabbit pAb	WB,IHC,IF	H,M,R
A7198	[KO Validated] LC3B Rabbit pAb	WB,IHC,IF	H,M,R
A18096	[KO Validated] LDHB Rabbit pAb	WB,IHC	H,M,R
A14996	[KO Validated] LDL Receptor (LDLR) Rabbit pAb	WB,IHC,IF	H,M,R
A5469	[KO Validated] LITAF Rabbit pAb	WB,IHC,IP	H,M
A17178	[KO Validated] LRRC59 Rabbit pAb	WB,IHC,IP	H,M,R
A19965	[KO Validated] LRRC59 Rabbit pAb	WB	H,M,R
A19966	[KO Validated] LRRC59 Rabbit pAb	WB,IP	H,M,R
A19843	[KO Validated] Lrwd1 Rabbit pAb	WB	H,M,R
A19939	[KO Validated] LTA4H Rabbit pAb	WB,IF	H,M
A19940	[KO Validated] LTA4H Rabbit pAb	WB	H,M
A19900	[KO Validated] LYAR Rabbit pAb	WB	H,M,R
A19907	[KO Validated] M6PR Rabbit pAb	WB,IHC	H,M,R
A18091	[KO Validated] macroH2A.1 Rabbit pAb	WB,IHC,IF	H,M,R
A7045	[KO Validated] macroH2A.1 Rabbit pAb	WB,IHC,IF	H,M,R
A13371	[KO Validated] MANF Rabbit pAb	WB,IHC	H,M,R
A19923	[KO Validated] MANF Rabbit pAb	WB,IF	H,M,R
A14781	[KO Validated] MAP2K4 Rabbit pAb	WB,IHC,IF	H,M,R
A18041	[KO Validated] MAP3K1 Rabbit pAb	WB	H,M
A15304	[KO Validated] MAPK6 Rabbit pAb	WB,IHC,IF	H,M,R
A18095	[KO Validated] MAPKAPK3 Rabbit pAb	WB,IF	H,M,R
A18001	[KO Validated] MCL1 Rabbit pAb	WB,IHC,IF	H,M,R
A19906	[KO Validated] MDH2 Rabbit pAb	WB,IF	H,M
A0707	[KO Validated] MECP2 Rabbit pAb	WB,IHC	H,M
A12687	[KO Validated] MEK1 Rabbit pAb	WB,IHC	H,M,R
 A19078	[KO Validated] MEK2 Rabbit mAb	WB	H,M
A14770	[KO Validated] MEK2 Rabbit pAb	WB,IHC,IF	H,M,R
A2186	[KO Validated] MEK7 Rabbit pAb	WB,IF	H,M,R
A13451	[KO Validated] MLKL Rabbit pAb	WB,IHC	H,M,R
A1059	[KO Validated] MLST8 Rabbit pAb	WB	H,M,R
A16920	[KO Validated] MMP13 Rabbit pAb	WB,IF	H,M,R
A18070	[KO Validated] MPG Rabbit pAb	WB,IF	H,M,R
A19909	[KO Validated] MPP2 Rabbit pAb	WB,IF	H,M,R
A18007	[KO Validated] MSH6 Rabbit pAb	WB,IHC,IF	H,M,Mk
A18063	[KO Validated] MSH6 Rabbit pAb	WB,IF	H,M
A18100	[KO Validated] MST1/STK4 Rabbit pAb	WB,IHC,IP	H,M,R
A8043	[KO Validated] MST1/STK4 Rabbit pAb	WB,IHC,IF,IP	H,M,R
 A4624	[KO Validated] MTA2 Rabbit mAb	WB,IHC,IF,ChIP	H
A2243	[KO Validated] MTA2 Rabbit pAb	WB,ChIP	H,M,R
A19981	[KO Validated] MTAP Rabbit pAb	WB,IHC,IF	H,M,R

Cat.No.	Product Name	Application	Reactivity
A13330	[KO Validated] MTH1 Rabbit pAb	WB,IHC,IP	H
 A19082	[KO Validated] MyD88 Rabbit mAb	WB	H
A18102	[KO Validated] MYL6B Rabbit pAb	WB	H,M,R
A19882	[KO Validated] MYOF Rabbit pAb	WB	H,M
A19875	[KO Validated] NANS Rabbit pAb	WB	H
A0783	[KO Validated] NBS1/NBN Rabbit pAb	WB,IHC	H,M,R
 A19083	[KO Validated] N-Cadherin Rabbit mAb	WB,IHC,IF	H,M,R
A0432	[KO Validated] N-Cadherin Rabbit pAb	WB,IHC,IF	H,M,R
A10280	[KO Validated] NCOA2 Rabbit pAb	WB,IHC	H,M,R
A18057	[KO Validated] NDRG1 Rabbit pAb	WB,IF	H,M,R
A18071	[KO Validated] NDUFA13/GRIM19 Rabbit pAb	WB	H,M
A19893	[KO Validated] NDUFA4 Rabbit pAb	WB,IF	H,M,R
A14751	[KO Validated] NDUFA5 Rabbit pAb	WB,IHC,IF	H,M,R
A3976	[KO Validated] NDUFA5 Rabbit pAb	WB,IHC	H,M,R
A8441	[KO Validated] NDUFA7 Rabbit pAb	WB,IHC	H,M,R
A13820	[KO Validated] NDUFB4 Rabbit pAb	WB,IHC,IF	H,M,R
A19953	[KO Validated] NDUFB5 Rabbit pAb	WB,IHC	H,M,R
A15073	[KO Validated] NDUFC2 Rabbit pAb	WB,IHC	H,M,R
A12858	[KO Validated] NDUFS2 Rabbit pAb	WB,IHC,IF	H,M,R
A8013	[KO Validated] NDUFS3 Rabbit pAb	WB,IHC,IP	H,M,R
A19936	[KO Validated] NDUFV2 Rabbit pAb	WB,IHC	H,M,R
A0739	[KO Validated] NF2 Rabbit pAb	WB,IF,IP	H,M,R
A13626	[KO Validated] NF2 Rabbit pAb	WB,IP	H,M,R
A18210	[KO Validated] NF-kB p65/RelA Mouse mAb	WB,IF	H,M,R
A18039	[KO Validated] NF-kB2 Rabbit pAb	WB	H,M
A18062	[KO Validated] NF-kB2 Rabbit pAb	WB,IHC,IF	H,M,R
A17998	[KO Validated] NGF Rabbit pAb	WB	H,M
A19957	[KO Validated] NHEJ1 Rabbit pAb	WB,IHC,IF	H,M,R
A18065	[KO Validated] NLRX1 Rabbit pAb	WB	H,M,R
A17999	[KO Validated] NME1/NM23A Rabbit pAb	WB,IHC,IF	H,M,R
A18033	[KO Validated] NNMT Rabbit pAb	WB,IHC,IF	H,M,R
A16675	[KO Validated] Notch1 Rabbit pAb	WB,IF	H,M,R
A11274	[KO Validated] NOX4 Rabbit pAb	WB,IHC	H,M,R
A13422	[KO Validated] NRBF2 Rabbit pAb	WB,IHC,IF	H,M,R
A19856	[KO Validated] NRBF2 Rabbit pAb	WB,IF	H,M,R
A19857	[KO Validated] NRD1 Rabbit pAb	WB,IHC	H,M,R
A5577	[KO Validated] NSD3/WHSC1L1 Rabbit pAb	WB,IF	H,M,R
A16893	[KO Validated] NSDHL Rabbit pAb	WB,IHC,IF	H,M,R
A2029	[KO Validated] NT5E / CD73 Rabbit pAb	WB,IHC,IF	H,M,R
A3994	[KO Validated] NUCB1 Rabbit pAb	WB,IHC,IF	H,M,R
A19895	[KO Validated] NUP210 Rabbit pAb	WB,IF	H,M,R
A19976	[KO Validated] OCRL Rabbit pAb	WB	H,M,R
A8139	[KO Validated] OXCT1 Rabbit pAb	WB,IHC	H,M,R
A11340	[KO Validated] p38 MAPK Rabbit pAb	WB	H,M,R
A0692	[KO Validated] P4HB Rabbit pAb	WB,IHC,IF,IP	H,M,R
 A19585	[KO Validated] p53 Rabbit mAb	WB,IHC,IP	H,R
A18803	[KO Validated] p53 Rabbit pAb	WB,IHC,IP	H,M,R
A19941	[KO Validated] PACSIN2 Rabbit pAb	WB	H,M
A18093	[KO Validated] PAK2 Rabbit pAb	WB,IHC,IF	H,M,R
A18059	[KO Validated] PAK4 Rabbit pAb	WB	H,M,R
A18072	[KO Validated] PCCB Rabbit pAb	WB,IF	H,M
A5584	[KO Validated] PD-1/CD279 Rabbit pAb	WB	H,M,R
A15400	[KO Validated] PDCD10 Rabbit pAb	WB,IF	H,M,R
A2570	[KO Validated] PDCD4 Rabbit pAb	WB,IHC	H,M
A19924	[KO Validated] PDCD6 Rabbit pAb	WB,IHC,IF,IP	H,M,R
A18092	[KO Validated] PDIA6 Rabbit pAb	WB,IHC,IF	H,M,R
A1665	[KO Validated] PDK1/PDPK1 Rabbit pAb	WB,IHC,IF	H,M,R
 A19135	[KO Validated] PD-L1/CD274 Rabbit mAb	WB,IHC	H,M,R
A1919	[KO Validated] Peroxiredoxin 2 (PRDX2) Rabbit pAb	WB,IF	H,M,R
A18022	[KO Validated] Peroxiredoxin 3 (PRDX3) Rabbit pAb	WB	H,M
A18061	[KO Validated] Peroxiredoxin 3 (PRDX3) Rabbit pAb	WB,IHC,IF	H,M,R
A1486	[KO Validated] Peroxiredoxin 4 (PRDX4) Rabbit pAb	WB,IF	H,M,R
A19904	[KO Validated] PGM1 Rabbit pAb	WB,IF	H,M,R

Cat.No.	Product Name	Application	Reactivity
A19905	[KO Validated] PGM1 Rabbit pAb	WB	H,M,R
A14557	[KO Validated] PHD2 Rabbit pAb	WB,IHC,IF	H,M,R
A19974	[KO Validated] PHGDH Rabbit pAb	WB,IF	H,M,R
A19934	[KO Validated] PHKG2 Rabbit pAb	WB,IHC	H,M,R
A18025	[KO Validated] PIP5K1A Rabbit pAb	WB,IHC,IF	H,M,R
A18099	[KO Validated] PIP5K1A Rabbit pAb	WB,IF	H,M
A1531	[KO Validated] PKA RI α (PRKAR2A) Rabbit pAb	WB,IF	H,M,R
A19956	[KO Validated] PLS3 Rabbit pAb	WB,IHC,IP	H,M,R
A1184	[KO Validated] PML Rabbit pAb	WB,IHC,IF	H,M,R
A19927	[KO Validated] PMS2 Rabbit pAb	WB,IF,IP	H
A19928	[KO Validated] PMS2 Rabbit pAb	WB,IF	H,M,R
A19885	[KO Validated] PNP Rabbit pAb	WB,IF	H,M
A19886	[KO Validated] PNP Rabbit pAb	WB,IP	H,M
A6469	[KO Validated] POLE3 Rabbit pAb	WB,IF	H,M
A19852	[KO Validated] PON2 Rabbit pAb	WB	H
A18089	[KO Validated] PP2A-A β /PR65 β /PPP2R1B Rabbit pAb	WB,IHC,IF	H,M,R
A4035	[KO Validated] PPP1CC Rabbit pAb	WB,IHC,ChIP	H,M,R
A18058	[KO Validated] Prion Protein Rabbit pAb	WB,IHC	H,M,R
A0906	[KO Validated] PRKAR1A Rabbit pAb	WB,IHC,IF	H,M
A18005	[KO Validated] PRKAR1A Rabbit pAb	WB,IHC	H
A5835	[KO Validated] PRMT2 Rabbit pAb	WB,IHC,IF	H,M,R
A13068	[KO Validated] PRMT3 Rabbit pAb	WB	H,M
A7814	[KO Validated] PRMT6 Rabbit pAb	WB,IF	H,M
A18440	[KO Validated] PRMT8 Rabbit pAb	WB	H,M,R
A18037	[KO Validated] PSIP1 Rabbit pAb	WB,IHC	H,M,R
A18101	[KO Validated] PSIP1 Rabbit pAb	WB	H,M,R
A19933	[KO Validated] PSMB8 Rabbit pAb	WB,IHC,IF	H,M,R
A19864	[KO Validated] PSME2 Rabbit pAb	WB,IHC	H,M
A18021	[KO Validated] PSME3 Rabbit pAb	WB	H,M
A19873	[KO Validated] PSME4 Rabbit pAb	WB	H,M,R
A18052	[KO Validated] PTBP1 Rabbit pAb	WB,IF	H,M
A18084	[KO Validated] PTBP1 Rabbit pAb	WB,IHC,IF	H,M,R
A19104	[KO Validated] PTEN Rabbit mAb	WB,IHC,IF	H,M,R
A11528	[KO Validated] PTEN Rabbit pAb	WB,IF	H,M,R
A1808	[KO Validated] PTPN2 Rabbit pAb	WB,IHC,IF	H,M,R
A19910	[KO Validated] PYGB Rabbit pAb	WB,IF,IP	H,M,R
A18048	[KO Validated] RAB11A Rabbit pAb	WB	H,M,R
A19935	[KO Validated] RAB1B Rabbit pAb	WB,IHC	H,M,R
A1934	[KO Validated] RAB27A Rabbit pAb	WB,IHC,IF	H,M
A19982	[KO Validated] RAB2A Rabbit pAb	WB	H,M,R
A19884	[KO Validated] Rad23A Rabbit pAb	WB	H,M
A20000	[KO Validated] Rad23B Rabbit pAb	WB,IHC,IF	H,M
A5626	[KO Validated] RAG2 Rabbit pAb	WB,IF	H,M
A1140	[KO Validated] RALBP1 Rabbit pAb	WB,IHC	H,M,R
A0003	[KO Validated] RB Rabbit pAb	WB,IF	H
A13934	[KO Validated] RBBP4 Rabbit pAb	WB,IF,ChIP	H
A19967	[KO Validated] RBM3 Rabbit pAb	WB,IHC,IF	H,M,R
A19943	[KO Validated] RCN2 Rabbit pAb	WB	H,M,R
A15641	[KO Validated] RhoA Rabbit pAb	WB,IHC,IF	H
A18695	[KO Validated] RhoA Rabbit pAb	WB	H,M
A1062	[KO Validated] RhoC Rabbit pAb	WB,IHC,IF	H,M,R
A11556	[KO Validated] RhoGDI Rabbit mAb	WB	H,M,R
A1214	[KO Validated] RhoGDI Rabbit pAb	WB,IF	H,M,R
A13468	[KO Validated] RhoGDI Rabbit pAb	WB,IF	H,M,R
A18076	[KO Validated] RING1B/RNF2 Rabbit pAb	WB,IHC,IF,IP,ChIP	H,M,R
A1008	[KO Validated] ROCK1 Rabbit pAb	WB,IHC,IP	H,M,R
A19866	[KO Validated] RPL22 Rabbit pAb	WB,IHC,IF	H,M,R
A9202	[KO Validated] RPL22 Rabbit pAb	WB,IHC,IF	H,M,R
A5486	[KO Validated] S100A11 Rabbit pAb	WB,IHC,IF,IP	H
A4104	[KO Validated] S100A6 Rabbit pAb	WB,IHC,IF,IP	H,M,R
A7794	[KO Validated] SAMHD1 Rabbit pAb	WB,IHC,IF,IP	H,M,R
A18667	[KO Validated] SAV1 Rabbit pAb	WB,IHC	H,M,R
A19913	[KO Validated] SCYL1 Rabbit pAb	WB,IHC,IF	H,M,R

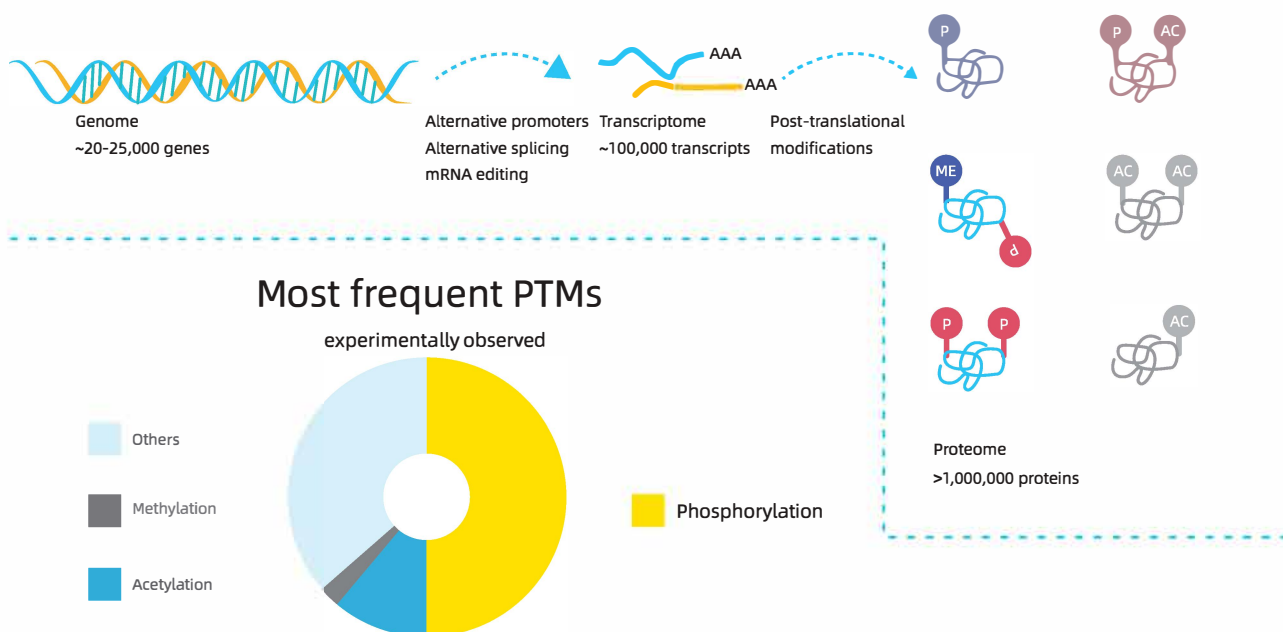
Cat.No.	Product Name	Application	Reactivity
A15788	[KO Validated] SEC61B Rabbit pAb	WB,IF	H,M,R
A1222	[KO Validated] SELENBP1 Rabbit pAb	WB,IHC,IF	H,M
A19919	[KO Validated] SEPHS1 Rabbit pAb	WB,IHC,IF	H,R
A19920	[KO Validated] SEPHS1 Rabbit pAb	WB,IF	H,M,R
A19847	[KO Validated] SERPINB5 Rabbit pAb	WB,IHC	H,M
A19848	[KO Validated] SERPINB5 Rabbit pAb	WB	H,M
A9985	[KO Validated] SETD7 Rabbit pAb	WB,IF	H,M,R
A6145	[KO Validated] SETDB1 Rabbit pAb	WB,IHC,IF,IP	H,M,R
A7306	[KO Validated] SGTA Rabbit pAb	WB,IHC,IF	H
A19932	[KO Validated] SH3GL1 Rabbit pAb	WB,IHC	H,M,R,Mk
A1215	[KO Validated] SHMT2 Rabbit pAb	WB,IHC,IF,IP	H,M,R
A12486	[KO Validated] SHP2 Rabbit pAb	WB,IF,IP	H,M,R
A19867	[KO Validated] SIPA1 Rabbit pAb	WB,IHC	H,M
 A19667	[KO Validated] SIRT1 Rabbit mAb	WB,IF	H
A17307	[KO Validated] SIRT1 Rabbit pAb	WB,IHC,IF,IP,ChIP	H,M,R
 A20805	[KO Validated] SIRT3 Rabbit mAb	WB,IHC	H,M,R
A17113	[KO Validated] SIRT3 Rabbit pAb	WB,IHC,IF	H,M,R
A5784	[KO Validated] SIRT5 Rabbit pAb	WB	H,M,R
A17772	[KO Validated] SLC25A22 Rabbit pAb	WB,IF	H,M,R
A19877	[KO Validated] SLC25A23 Rabbit pAb	WB,IF	H,M,R
 A20842	[KO Validated] SLC25A4/ANT1 Rabbit mAb	WB,IF	H,M,R
A1882	[KO Validated] SLC25A4/ANT1 Rabbit pAb	WB,IF	H,M,R
 A19113	[KO Validated] Smad1 Rabbit mAb	WB,IF	H,M
 A19114	[KO Validated] Smad2 Rabbit mAb	WB,IF,IP	H,M,R
A7699	[KO Validated] Smad2 Rabbit pAb	WB,IHC,IF	H,M,R
 A19115	[KO Validated] Smad3 Rabbit mAb	WB,IHC,IF,IP	H,M,R
 A19116	[KO Validated] Smad4 Rabbit mAb	WB,IHC,IP	H,M,R
A18078	[KO Validated] Smad4 Rabbit pAb	WB,IF	H,M
 A3247	[KO Validated] SMARCB1/SNF5 Rabbit mAb	WB,IF	H,M,R
A6128	[KO Validated] SMARCC1/BAF155 Rabbit pAb	WB,IHC,IP	H
A19952	[KO Validated] SNAP29 Rabbit pAb	WB,IHC	H,M,R
A19980	[KO Validated] SNAPIN Rabbit pAb	WB	H,M,R
A13415	[KO Validated] SND1 Rabbit pAb	WB,IHC,IF	H,M,R
A5874	[KO Validated] SND1 Rabbit pAb	WB,IHC,IF,IP	H,M,R
A1340	[KO Validated] SOD2 Rabbit pAb	WB,IHC,IF	H,M,R
A18020	[KO Validated] Sonic Hedgehog (Shh) Rabbit pAb	WB,IHC	H
A0561	[KO Validated] SOX2 Rabbit pAb	WB,IHC,IF,IP	H,M,R
A19947	[KO Validated] SPK Rabbit pAb	WB,IHC	H,M,R
A19859	[KO Validated] SPR Rabbit pAb	WB	H,M,R
A19991	[KO Validated] SPRY2 Rabbit pAb	WB,IHC	H,M
 A19700	[KO Validated] SQSTM1/p62 Rabbit mAb	WB,IHC,IF,IP	H,M,R
A11250	[KO Validated] SQSTM1/p62 Rabbit pAb	WB,IHC,IF,IP	H,M,R
 A19119	[KO Validated] Src Rabbit mAb	WB,IF,IP	H,M,R
A19921	[KO Validated] SRI Rabbit pAb	WB,IHC,IF	H,M,R
 A19566	[KO Validated] STAT3 Rabbit mAb	WB,IHC,IF,IP	H,M,R
 A19567	[KO Validated] STAT5B Rabbit mAb	WB,IP	H,M,R
A19894	[KO Validated] STIM1 Rabbit pAb	WB,IF	H,M,R
A18012	[KO Validated] STRADA Rabbit pAb	WB	H,M
A19989	[KO Validated] STRAP Rabbit pAb	WB	H,M,R
A20772	[KO Validated] Substance P Rabbit pAb	WB	H
A19872	[KO Validated] SUCLG2 Rabbit pAb	WB,IHC,IF	H,M,R
A19888	[KO Validated] SUGP2 Rabbit pAb	WB	H,M
A7786	[KO Validated] SUZ12 Rabbit pAb	WB,IHC,IF,IP	H,M,R
A2605	[KO Validated] SYVN1 Rabbit pAb	WB	H,M
A18073	[KO Validated] TAF12 Rabbit pAb	WB	H,M,R
A6761	[KO Validated] TAGLN2 Rabbit pAb	WB,IF	H,M
A2192	[KO Validated] TBP Rabbit pAb	WB	H
A18017	[KO Validated] TDP2 Rabbit pAb	WB	H,M
A16727	[KO Validated] TFAP4 Rabbit pAb	WB,IF	H,R
A18083	[KO Validated] TFRC Rabbit pAb	WB,IHC	H,M,R
A19917	[KO Validated] TIMM17A Rabbit pAb	WB,IHC,IF	H,M
A19918	[KO Validated] TIMM17A Rabbit pAb	WB,IF	H,M
A6770	[KO Validated] TLK2 Rabbit pAb	WB,IHC,IF	H,M

Cat.No.	Product Name	Application	Reactivity
A18090	[KO Validated] TMED10 Rabbit pAb	WB,IHC,IF	H,M,R
A18056	[KO Validated] TNFAIP3 Rabbit pAb	WB	H,M
A16896	[KO Validated] TOM20 Rabbit pAb	WB,IHC,IF	H,M,R
A18047	[KO Validated] TOM20 Rabbit pAb	WB,IHC,IF	H,M,R
A19960	[KO Validated] TOMM34 Rabbit pAb	WB,IHC	H,M
A19968	[KO Validated] TPD52 Rabbit pAb	WB,IHC	H,M,R
A0962	[KO Validated] TRAF2 Rabbit pAb	WB,IHC,IF,IP	H,M,R
A18027	[KO Validated] TRIM21 Rabbit pAb	WB,IHC,IF	H,M,R
A19887	[KO Validated] TRIM25 Rabbit pAb	WB,IHC,IP	H,M
A19858	[KO Validated] TRK fused gene (TFG) Rabbit pAb	WB	H,M
A19929	[KO Validated] TRMT2A/HTF9C Rabbit pAb	WB,IHC	H
A19987	[KO Validated] TRMT2A/HTF9C Rabbit pAb	WB,IHC	H,M,R
A19911	[KO Validated] TSC22D3 Rabbit pAb	WB,IHC,IF,IP	H,M,R
 A19666	[KO Validated] TTC11/FIS1 Rabbit mAb	WB,IHC,IF,IP	H,M,R
A19994	[KO Validated] TTL12 Rabbit pAb	WB,IHC	H,M,R
A19897	[KO Validated] TWF2 Rabbit pAb	WB,IHC,IP	H,M
A19898	[KO Validated] TWF2 Rabbit pAb	WB	H,M
A15596	[KO Validated] Twist Rabbit pAb	WB,IHC	H,M,R
A19889	[KO Validated] TXLNA Rabbit pAb	WB	H
A19930	[KO Validated] TXNDC5 Rabbit pAb	WB,IHC,IF	H,M,R
A19931	[KO Validated] TXNDC5 Rabbit pAb	WB,IF	H,M
A19869	[KO Validated] TXNDC9 Rabbit pAb	WB,IF	H,M,R
A18075	[KO Validated] UBE2C Rabbit pAb	WB,IHC,IF,IP	H
A10036	[KO Validated] UBE2O Rabbit pAb	WB,IF,IP	H,M,R
A18064	[KO Validated] UBE2S Rabbit pAb	WB,IHC	H,M,R
A19955	[KO Validated] UQCC2 Rabbit pAb	WB,IHC,IF	H,M,R
A19998	[KO Validated] USP14 Rabbit pAb	WB	H,M
A20006	[KO Validated] USP19 Rabbit pAb	WB,IF	H,M
A20003	[KO Validated] USP24 Rabbit pAb	WB	H,M
A20005	[KO Validated] USP4 Rabbit pAb	WB,IHC	H,M,R
A17077	[KO Validated] VAT1 Rabbit pAb	WB,IF	H,M,R
A19883	[KO Validated] VAV2 Rabbit pAb	WB	H,M,R
 A19607	[KO Validated] Vimentin Rabbit mAb	WB,IHC,IF,IP	H,M,R
A11952	[KO Validated] Vimentin Rabbit pAb	WB,IHC,IF	H,M,R
A19938	[KO Validated] VRK1 Rabbit pAb	WB,IHC	H,M,R
A9851	[KO Validated] WSTF Rabbit pAb	WB,IHC,IF	H,M,R
 A20846	[KO Validated] XIAP Rabbit mAb	WB	H,M,R
A6869	[KO Validated] XIAP Rabbit pAb	WB,IHC,IF	H,M,R
A1626	[KO Validated] XPA Rabbit pAb	WB,IF	H,M
A18046	[KO Validated] XRCC4 Rabbit pAb	WB,IHC,IF	H,M,R
A11264	[KO Validated] YAP1 Rabbit pAb	WB,IF,IP	H,M,R
A7704	[KO Validated] YB-1/YBX1 Rabbit pAb	WB,IHC,IF	H,M,R
A1500	[KO Validated] ZEB1 Rabbit pAb	WB,IHC,IF	H,M,R
A8737	[KO Validated] ZMYND8 Rabbit pAb	WB,IHC	H,M,R
 A19004	[KO Validated] α -Catenin Rabbit mAb	WB	H,M,R
A5635	[KO Validated] α -Catenin Rabbit pAb	WB,IHC,IP	H,M,R
A20221	[KO Validated] β -Catenin Mouse mAb	WB,IHC,IF,FC	H,M,R
 A19657	[KO Validated] β -Catenin Rabbit mAb	WB,IHC,IF,IP	H,M,R
A11343	[KO Validated] β -Catenin Rabbit pAb	WB,IHC,IP	H,M,R
A11512	[KO Validated] β -Catenin Rabbit pAb	WB,IHC,IP	H,M,R
A18132	[KO Validated] β III-Tubulin Mouse mAb	WB,IHC,IF	H,M,R
A17074	[KO Validated] β III-Tubulin Rabbit pAb	WB,IF,IP	H,M,R
A18043	[KO Validated] δ -Catenin/p120 Catenin Rabbit pAb	WB,IF	H,M,R

Featured Antibody--Phospho-specific Antibodies

- Phosphorylated proteins are important in research in terms of their contribution to a diversity of biological activities. They have been shown to affect protein structure and cellular functions, which allow cells to rapidly respond to developmental or environmental stimuli.
- Antibodies raised against site-specific modifications have a number of potential applications, including cell signaling, protein structure, function, development, maturation, localization, disease diagnostics, activity, mitosis, DNA modification, and more.
- Protein phosphorylation is the most common type of more than 200 modifications known to exist in vivo.
- Our scientists have overcome the challenges of preparing phospho-specific antibodies, and developed proprietary methods for the formulation of highly specific antibodies that can be used in a wide range of studies - some of which are not easily performed by other approaches, such as MS.

Over 200 distinct covalent PTMs to diversify the proteome



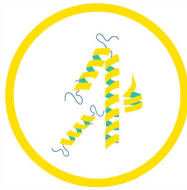


Dot blot assays or ELISAs can be used to assess both antibody specificity and sensitivity. However, unlike ChIP, in addition to being specific for the required modification, the antibody must be validated for the application of choice using appropriate positive and negative controls.

Phospho-specific antibodies are ideal for analysis where spatiotemporal information of the phosphorylated protein is necessary. In this instance, immunohistochemistry or immunofluorescence applications allow for the identification of specific cell populations, individual organelles or sub-cellular structures at the location of the phosphorylated protein. Similarly, phospho-specific antibodies can be used to analyze the existence or relative amounts of the phosphorylated protein by Western Blot, or to more quantitatively characterize the cell populations bearing the phosphorylation of interest - by flow cytometry.

Phospho-specific antibodies can also be used to identify and purify protein-protein, protein-DNA, and/or protein-RNA complexes that containing the modified protein. When studying protein-protein interactions using Phospho-specific antibodies, sensitivity and resolution of immunoprecipitation (IP) can be greatly improved with the use of dedicated reagents like TrueBlot. Chromatin Immunoprecipitation (ChIP) for the identification of genomic regions that contain a specifically modified histone residue is also a core application of phospho-specific antibodies in epigenetics.

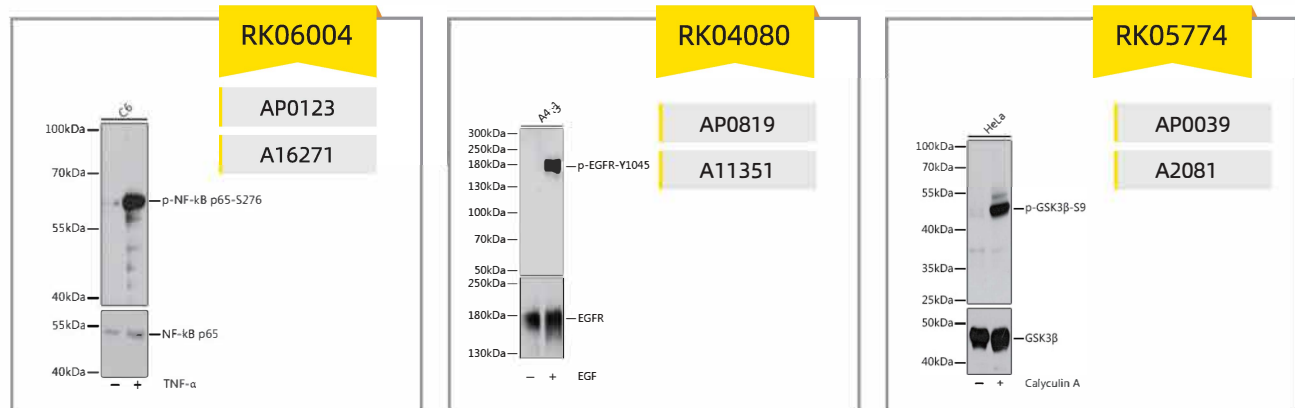
Additionally, phospho-specific antibodies are used in high-throughput screening of RNAi to study the control of signaling pathways or to describe the fate of a phosphorylated protein.



Phospho-specific Antibody Kits

Improve your data validity by measuring phosphorylated protein and total protein levels.

Protein phosphorylation is a type of post-translational modification (PTM) that can affect the activation status and function of a protein. The process has been related to diseases including lung cancer, Alzheimer's disease, and Parkinson's disease. Each set of ABclonal's phosphorylation site-specific antibody duos include a phospho-specific antibody and a total protein antibody.



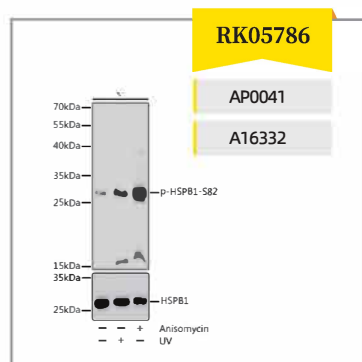
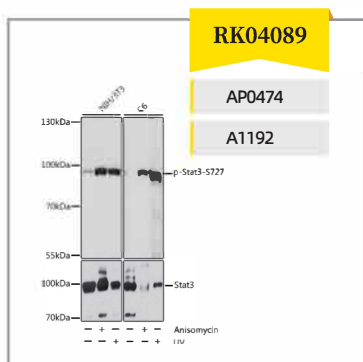
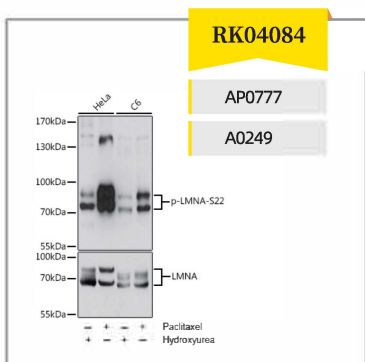
Phospho-specific Antibody Duos

Cat.No.	Product Name	Cat.No.	Product Name	Application	Reactivity
RK05795	Phospho-ABL1-Y245 Antibody Kit	AP0001	Phospho-ABL1-Y245 Rabbit pAb	WB,IHC	H,M,R
		A0282	ABL1 Rabbit pAb	WB,IHC,IF	H,M,R
RK06014	Phospho-ABL1-Y412 Antibody Kit	AP1060	Phospho-ABL1-Y412 Rabbit pAb	WB,IHC	H,M,R
		A0282	ABL1 Rabbit pAb	WB,IHC,IF	H,M,R
RK05616	Phospho-ATF2-T69/71 Antibody Kit	AP0913	Phospho-ATF2-T69/71 Rabbit pAb	WB,IHC	H,M,R
		A2155	[KO Validated] ATF2 Rabbit pAb	WB,IHC,IF	H,M,R
RK06012	Phospho-BCAR1-Y410 Antibody Kit	AP1058	Phospho-BCAR1-Y410 Rabbit pAb	WB	H,M
		A18270	BCAR1 Rabbit pAb	WB,IHC,IF	H,M,R
RK05746	Phospho-BRAF-S445 Antibody Kit	AP0012	Phospho-B-Raf-S445 Rabbit pAb	WB	H,R
		A0038	B-Raf Rabbit pAb	WB,IHC	H,M,R
RK04090	Phospho-CBL-Y700 Antibody Kit	AP0780	Phospho-CBL-Y700 Rabbit pAb	WB	H
		A0732	CBL Rabbit pAb	WB,IHC,IF	H,M,R
RK05788	Phospho-CBL-Y774 Antibody kit	AP0794	Phospho-CBL-Y774 Rabbit pAb	WB	H
		A0732	CBL Rabbit pAb	WB,IHC,IF	H,M,R
RK05782	Phospho-CBX3-S83 Antibody Kit	AP0801	Phospho-HP1 gamma/CBX3-S83 Rabbit pAb	WB	H,M
		A2248	[KO Validated] HP1 gamma/CBX3 Rabbit pAb	WB,IHC,IF	H,M,R
RK06010	Phospho-CCND1-T286 Antibody Kit	AP1061	Phospho-Cyclin D1-T286 Rabbit pAb	WB,IHC	H,M,R
		A11310	Cyclin D1 Rabbit pAb	WB,IP	H,M,R
RK05747	Phospho-CDK1-T161 Antibody Kit	AP0324	Phospho-CDK1-T161 Rabbit pAb	WB,IHC,IF,IP	H,M
		A12414	CDK1 Rabbit pAb	WB,IHC	H,M,R
RK05759	Phospho-CFL1-S3 Antibody Kit	AP0178	Phospho-CFL1-S3 Rabbit pAb	WB,IHC,IF	H,M,R
		A1704	CFL1 Rabbit pAb	WB,IHC,IF	H,M,R
RK05748	Phospho-c-Fos-T232 Antibody Kit	AP0038	Phospho-c-Fos-T232 Rabbit pAb	WB,IF	H,M,R
		A17351	FOS Rabbit pAb	WB,IF	H,M,R
RK05796	Phospho-CGAS-Y215 Antibody kit	AP0946	Phospho-CGAS-Y215 Rabbit pAb	WB	H,M,R
		A8335	cGAS Rabbit pAb	WB,IHC,IF,IP	H,M,R
RK05789	Phospho-CHEK1-S345 Antibody kit	AP0578	Phospho-Chk1-S345 Rabbit pAb	WB	H,M,R
		A7653	Chk1 Rabbit pAb	WB,IHC,IF	H,M,R
RK05790	Phospho-CHEK2-S516 Antibody kit	AP0604	Phospho-Chk2-S516 Rabbit pAb	WB	H,M,R
		A0466	Chk2 Rabbit pAb	WB,IHC,IF,IP	H,M
RK05791	Phospho-CHUK-S176 Antibody kit	AP0505	Phospho-IKK α -S176 Rabbit pAb	WB	H,M,R
		A0423	IKK α Rabbit pAb	WB,IF	H,M,R
RK05807	Phospho-CREB1-S133 Antibody kit	AP0019	Phospho-CREB1-S133 Rabbit pAb	WB,IHC,IF,IP	H,M,R
		A11064	CREB1 Rabbit pAb	WB,IF,IP	H,M,R
RK04087	Phospho-CREB1-S133 Antibody Kit	AP0019	Phospho-CREB1-S133 Rabbit pAb	WB,IHC,IF,IP	H,M,R
		A11989	CREB1 Rabbit pAb	WB,IHC,IF,IP	H,M,R
RK04091	Phospho-CRKL-Y207 Antibody Kit	AP0824	Phospho-CRKL-Y207 Rabbit pAb	WB,IHC	H,M,R
		A11735	[KO Validated] CRKL Rabbit pAb	WB,IF	H,M,R
RK04092	Phospho-DPYSL2-T514 Antibody Kit	AP0821	Phospho-CRMP2/DPYSL2-T514 Rabbit pAb	WB	H,M,R
		A14570	[KO Validated] CRMP2/DPYSL2 Rabbit pAb	WB,IHC	H,M,R
RK05745	Phospho-EEF2K-S366 Antibody Kit	AP0845	Phospho-EEF2K-S366 Rabbit pAb	WB	H,M,R
		A5404	[KO Validated] EEF2K Rabbit pAb	WB,IF	H,M
RK04080	Phospho-EGFR-Y1045 Antibody Kit	AP0819	Phospho-EGFR-Y1045 Rabbit pAb	WB	H
		A11351	EGFR Rabbit pAb	WB,IHC,IF,IP	H,M,R
RK04082	Phospho-EGFR-Y1086 Antibody Kit	AP0820	Phospho-EGFR-Y1086 Rabbit pAb	WB	H,R
		A11351	EGFR Rabbit pAb	WB,IHC,IF,IP	H,M,R
RK05758	Phospho-eIF2 α -S51 Antibody Kit	AP0745	Phospho-eIF2 α -S51 Rabbit pAb	WB,IHC,IP	H,M,R
		A0764	eIF2 α Rabbit pAb	WB,IHC,IF	H,M,R
RK05764	Phospho-eNOS-S1177 Antibody Kit	AP0421	Phospho-eNOS-S1177 Rabbit pAb	WB	H
		A1548	eNOS Rabbit pAb	WB,IF	H,M,R
RK06006	Phospho-EphA3-Y779 Antibody Kit	AP1056	Phospho-EphA3-Y779 Rabbit pAb	WB	H
		A8414	EPHA3 Rabbit pAb	WB,IHC	H,M,R
RK05775	Phospho-Erk1/2-T202/Y204 Antibody Kit	AP1120	Phospho-ERK1-T202/Y204 + ERK2-T185/Y187 Rabbit pAb	WB	H,M



























Cat.No.	Product Name	Cat.No.	Product Name	Application	Reactivity
RK05775	Phospho-Erk1/2-T202/Y204 Antibody Kit	A16686	ERK1 / ERK2 Rabbit pAb	WB,IHC,IF	H,M,R
RK05781	Phospho-EZrin-Y353 Antibody Kit	AP1118	Phospho-Ezrin-Y353 Rabbit pAb	WB	H
		A0703	Ezrin Rabbit pAb	WB,IHC,IF,IP	H,M,R
RK05766	Phospho-FLNA-S2152 Antibody Kit	AP0783	Phospho-Filamin A-S2152 Rabbit pAb	WB	H,M,R
		A7896	Filamin A Rabbit pAb	WB,IHC	H,M,R
RK05760	Phospho-FoxO1-S256 Antibody Kit	AP0172	Phospho-FoxO1-S256 Rabbit pAb	WB,IF	H,M,R
		A13862	FOXO1 Rabbit pAb	WB	M
RK05797	Phospho-FOXO1-S319 Antibody Kit	AP1090	Phospho-FOXO1-S319 Rabbit pAb	WB	H,M,R
		A13862	FOXO1 Rabbit pAb	WB	M
RK06005	Phospho-FoxO1-T24/FoxO3a-T32/ FoxO4-T28 Antibody Kit	AP0892	Phospho-FOXO1-T24/ FOXO3A-T32/FOXO4-T28 Rabbit pAb	WB,IHC	H,M,R
		A13862	FOXO1 Rabbit pAb	WB	M
RK05752	Phospho-GSK3A-S21 Antibody Kit	AP0582	Phospho-GSK3α-S21 Rabbit pAb	WB,IP	H
		A0645	GSK3α Rabbit pAb	WB,IF	H,M,R
RK05774	Phospho-GSK3B-S9 Antibody Kit	AP0039	Phospho-GSK3β-S9 Rabbit pAb	WB,IF,IP	H,M,R
		A2081	GSK3β Rabbit pAb	WB,IHC,IF,IP	H,M,R
RK05792	Phospho-GYS1-S641 Antibody Kit	AP0877	Phospho-GYS1-S641 Rabbit pAb	WB	H,M,R
		A2519	Glycogen synthase 1 (GYS1) Rabbit pAb	WB,IHC,IF	H,M,R
RK05613	Phospho-Histone H3-S10/T11 Antibody Kit	AP0896	Phospho-Histone H3-S10/T11 Rabbit pAb	WB,IHC,IF	H,M,R,Other (Wide Range)
		A15741	Histone H3 Rabbit pAb	WB,IHC,IF	H,M,R,Mk
RK05614	Phospho-Histone H3-T11 Antibody Kit	AP0093	Phospho-Histone H3-T11 Rabbit pAb	WB,IHC,IF	H,M,R,Other (Wide Range)
		A15741	Histone H3 Rabbit pAb	WB,IHC,IF	H,M,R,Mk
RK05771	Phospho-Histone H3-T3 Antibody Kit	AP0846	Phospho-Histone H3-T3 Rabbit pAb	WB	H,M,R,Other (Wide Range)
		A2348	Histone H3 Rabbit pAb	WB,IHC,IF, IP,ChIP	H,M,R,Other (Wide Range)
RK05612	Phospho-Histone H4-S1 Antibody Kit	AP0901	Phospho-Histone H4-S1 Rabbit pAb	WB,IHC	H,M,R,Other (Wide Range)
		A1131	Histone H4 Rabbit pAb	WB,IHC	H,M,R,Other (Wide Range)
RK05798	Phospho-HSPB1-S78 Antibody Kit	AP0236	Phospho-HSP27/HSPB1-S78 Rabbit pAb	WB,IHC,IF	H
		A16332	[KO Validated] HSP27/HSPB1 Rabbit pAb	WB,IHC,IF	H,M,R
RK05786	Phospho-HSPB1-S82 Antibody Kit	AP0041	Phospho-HSP27/HSPB1-S82 Rabbit pAb	WB,IHC,IF,IP	H
		A16332	[KO Validated] HSP27/HSPB1 Rabbit pAb	WB,IHC,IF	H,M,R
RK05799	Phospho-IKKγ-S376 Antibody Kit	AP1111	Phospho-IKKγ-S376 Rabbit pAb	WB	H,M,R
		A0917	IKKγ Rabbit pAb	WB,IHC,IF	H,M,R
RK05784	Phospho-INSR-Y1189/Y1190 + IGF1R-Y1165/Y1166 Antibody Kit	AP1086	Phospho-INSR-Y1189/Y1190 + IGF1R-Y1165/Y1166 Rabbit pAb	WB	H,M,R
		A0243	[KO Validated] IGF1R Rabbit pAb	WB,IHC,IF	H,M,R
RK05793	Phospho-IRF3-S386 Antibody Kit	AP0857	Phospho-IRF3-S386 Rabbit pAb	WB	H,M,R
		A0816	IRF3 Rabbit pAb	WB,IHC,IF	H,M,R
RK04084	Phospho-LMNA-S22 Antibody Kit	AP0777	Phospho-LaminA/C-S22 Rabbit pAb	WB,IP	H,R
		A0249	[KO Validated] LaminA/C Rabbit pAb	WB,IHC,IF,IP	H,M,R
RK05779	Phospho-Lyn-Y507 Antibody Kit	AP0855	Phospho-Lyn-Y507 Rabbit pAb	WB	H
		A2093	Lyn Rabbit pAb	WB	H,M,R
RK05801	Phospho-MEK1-S217 Antibody Kit	AP0062	Phospho-MEK1-S217 Rabbit pAb	WB	H,M,R
		A12687	[KO Validated] MEK1 Rabbit pAb	WB,IHC	H,M,R
RK04078	Phospho-MAP2K1-S298 Antibody Kit	AP0063	Phospho-MEK1-S298 Rabbit pAb	WB,IP	H,M,R
		A12687	[KO Validated] MEK1 Rabbit pAb	WB,IHC	H,M,R
RK04079	Phospho-MAP2K1-T286 Antibody Kit	AP0065	Phospho-MEK1-T286 Rabbit pAb	WB	H,M,R
		A12687	[KO Validated] MEK1 Rabbit pAb	WB,IHC	H,M,R
RK05802	Phospho-MAP2K4-S257 Antibody Kit	AP0068	Phospho-MAP2K4-S257 Rabbit pAb	WB	H,M,R
		A14781	[KO Validated] MAP2K4 Rabbit pAb	WB,IHC,IF	H,M,R

Cat.No.	Product Name	Cat.No.	Product Name	Application	Reactivity
RK06007	Phospho-MAP2K4-S257/T261 Antibody Kit	AP0541	Phospho-MAP2K4-S257/T261 Rabbit pAb	WB	H,M,R
		A14781	[KO Validated] MAP2K4 Rabbit pAb	WB,IHC,IF	H,M,R
RK05808	Phospho-MEK1-T292 Antibody Kit	AP1021	Phospho-MEK1-T292 Rabbit mAb	WB	H,M,R
		A12687	[KO Validated] MEK1 Rabbit pAb	WB,IHC	H,M,R
RK05769	Phospho-NDRG1-S330 Antibody Kit	AP0807	Phospho-NDRG1-S330 Rabbit pAb	WB	H,M
		A2142	NDRG1 Rabbit pAb	WB,IF	H,M,R
RK05772	Phospho-NEDD4L-S448 Antibody Kit	AP0843	Phospho-NEDD4L-S448 Rabbit pAb	WB	H,M,R
		A8085	NEDD4L Rabbit pAb	WB,IHC,IF	H,M,R
RK05776	Phospho-NF-kB p65-S536 Antibody Kit	AP0124	Phospho-NF-kB p65/RelA-S536 Rabbit pAb	WB,IHC	H,M,R
		A16271	NF-kB p65/RelA Rabbit pAb	WB,IF	H,M,R
RK05787	Phospho-NFKBIA-S36 Antibody Kit	AP1069	Phospho-IkB α -S36 Rabbit pAb	WB	H,M,R
		A11397	[KO Validated] I κ B α Rabbit pAb	WB,IP	H,M,R
RK05773	Phospho-NPM1-T199 Antibody Kit	AP0836	Phospho-NPM1-T199 Rabbit pAb	WB	H,R
		A17983	NPM1 Rabbit pAb	WB,IHC,IF,IP	H,M,R
RK05763	Phospho-p53-S33 Antibody Kit	AP0762	Phospho-p53-S33 Rabbit pAb	WB,IHC,IP	H,M,R
		A3185	p53 Rabbit pAb	WB,IHC,IF,IP	H,M,R
RK06000	Phospho-P70S6K1-T389 Antibody Kit	AP1059	Phospho-p70 S6 Kinase 1-T389 Rabbit pAb	WB,IHC	H,M,R
		A16968	p70 S6 Kinase 1 Rabbit pAb	WB,IHC,IF	H,M,R
RK04088	Phospho-P90RSK-S380 Antibody Kit	AP0562	Phospho-p90Rsk/RSK1/RPS6KA1-S380 Rabbit pAb	WB,IP	H,M,R
		A15718	p90Rsk/RSK1/RPS6KA1 Rabbit pAb	WB,IHC,IF	H,M,R
RK05767	Phospho-PAK2-S20 Antibody Kit	AP0803	Phospho-PAK2-S20 Rabbit pAb	WB	H,M
		A7333	PAK2 Rabbit pAb	WB,IHC,IF	H,M,R
RK06013	Phospho-PDGFRB-Y771 Antibody Kit	AP1062	Phospho-PDGFRB-Y771 Rabbit pAb	WB	H,M,R
		A2180	PDGFRB Rabbit pAb	WB,IHC,IF	H,M,R
RK05768	Phospho-PEA15-S104 Antibody Kit	AP0788	Phospho-PEA15-S104 Rabbit pAb	WB	H,M,R
		A9956	PEA15 Rabbit pAb	WB	H,M
RK06008	Phospho-PKCalpha-T638 Antibody Kit	AP0191	Phospho-PKCalpha/beta II-T638/641 Rabbit pAb	WB,IHC,IF	H,M,R
		A13342	PKC alpha Rabbit pAb	WB	H,M,R
RK06011	Phospho-PKD/PKCmu-S744/748 Antibody Kit	AP0534	Phospho-PKC mu-S744/748 Rabbit pAb	WB	H,M,R
		A16185	PKC mu Rabbit pAb	WB	H,M
RK06003	Phospho-PKM-Y105 Antibody Kit	AP0924	Phospho-PKM2-Y105 Rabbit pAb	WB	H,M,R
		A13905	PKM2 Rabbit pAb	WB,IHC,IF	H,M,R
RK04096	Phospho-PLCG1-S1248 Antibody Kit	AP0827	Phospho-PLC gamma 1 (PLCG1)-S1248 Rabbit pAb	WB,IHC	H,M,R
		A15704	PLC gamma 1 (PLCG1) Rabbit pAb	WB,IF	H,M,R
RK04094	Phospho-PLCG2-Y1217 Antibody Kit	AP0805	Phospho-PLC gamma 2 (PLCG2)-Y1217 Rabbit pAb	WB,IHC	H,M
		A2182	PLC gamma 2 (PLCG2) Rabbit pAb	WB,IHC,IF	H,M
RK04095	Phospho-PLCG2-Y759 Antibody Kit	AP0785	Phospho-PLC gamma 2 (PLCG2)-Y759 Rabbit pAb	WB	H
		A2182	PLC gamma 2 (PLCG2) Rabbit pAb	WB,IHC,IF	H,M
RK05762	Phospho-POLR2A-S2 Antibody Kit	AP0749	Phospho-POLR2A-S2 Rabbit pAb	WB,IF,IP	H,R
		A2107	POLR2A Rabbit pAb	WB,IF,IP	H,M,R
RK04085	Phospho-PPP1CA-T320 Antibody Kit	AP0786	Phospho-PPP1CA-T320 Rabbit pAb	WB,IHC	H,M,R
		A12468	PPP1CA Rabbit pAb	WB,IHC	H,M,R
RK04097	Phospho-PPP1R12A-S507 Antibody Kit	AP0769	Phospho-PPP1R12A-S507 Rabbit pAb	WB	H
		A0587	PPP1R12A Rabbit pAb	WB,IF,IP	H,M,R
RK05756	Phospho-PRKACA-T197 Antibody Kit	AP0557	Phospho-PKA C-alpha (PRKACA)-T197 Rabbit pAb	WB	H,M,R
		A18603	PKA C-alpha (PRKACA) Mouse mAb	WB,IF	H,M,R

Cat.No.	Product Name	Cat.No.	Product Name	Application	Reactivity
RK05806	Phospho-PRKCD-S645 Antibody kit	AP0972	Phospho-PKC delta-S645 Rabbit pAb	WB	H,M,R
		A0471	PKC delta Rabbit pAb	WB,IHC,IF	H,M,R
RK06001	Phospho-PXN-Y118 Antibody Kit	AP1057	Phospho-Paxillin-Y118 Rabbit pAb	WB	H
		A18181	Paxillin Rabbit pAb	WB,IF	H,M
RK04103	Phospho-RAF1-pS338 Antibody Kit	AP0498	Phospho-Raf1-S338 Rabbit pAb	WB	H,M,R
		A0223	Raf1 Rabbit pAb	WB,IHC,IF,IP	H,M,R
RK05749	Phospho-RB-S795 Antibody Kit	AP0088	Phospho-RB-S795 Rabbit pAb	WB,IHC,IF	H,M,R
		A16966	RB Rabbit pAb	WB,IF	H,R
RK06004	Phospho-RELA-S276 Antibody Kit	AP0123	Phospho-NF-kB p65/RelA-S276 Rabbit pAb	WB,IF	H,M,R
		A16271	NF-kB p65/RelA Rabbit pAb	WB,IF	H,M,R
RK04086	Phospho-RELA-S311 Antibody Kit	AP0445	Phospho-NF-kB p65/RelA-S311 Rabbit pAb	WB,IHC	H,M
		A11201	NF-kB p65/RelA Rabbit pAb	WB,IHC,IF	H,M,R
RK04101	Phospho-RELA-S468 Antibody Kit	AP0446	Phospho-NF-kB p65/RelA-S468 Rabbit pAb	WB	H,M
		A16271	NF-kB p65/RelA Rabbit pAb	WB,IF	H,M,R
RK05785	Phospho-RELA-S529 Antibody Kit	AP0944	Phospho-NF-kB p65/RelA-S529 Rabbit pAb	WB,IHC	H,M,R
		A16271	NF-kB p65/RelA Rabbit pAb	WB,IF	H,M,R
RK05777	Phospho-RELA-T435 Antibody Kit	AP0838	Phospho-NF-kB p65/RelA-T434 Rabbit pAb	WB	H,M
		A16271	NF-kB p65/RelA Rabbit pAb	WB,IF	H,M,R
RK04083	Phospho-RPS6KA1-S363 Antibody Kit	AP0767	Phospho-p90Rsk/RSK1/RPS6KA1-S363 Rabbit pAb	WB,IP	H,R
		A15718	p90Rsk/RSK1/RPS6KA1 Rabbit pAb	WB,IHC,IF	H,M,R
RK05805	Phospho-RPS6KB1-T421/S424 Antibody kit	AP1106	Phospho-p70S6 Kinase 1-T421/S424 Rabbit pAb	WB	H,M,R
		A16968	p70 S6 Kinase 1 Rabbit pAb	WB,IHC,IF	H,M,R
RK04081	Phospho-RPS6-S240/244 Antibody Kit	AP0537	Phospho-S6 Ribosomal Protein (RPS6)-S240/244 Rabbit pAb	WB,IHC,IP	H,M,R
		A6058	S6 Ribosomal Protein (RPS6) Rabbit pAb	WB,IHC,IF	H,M,R
RK05800	Phospho-SMAD5-S463/S465 Antibody Kit	AP1023	Phospho-Smad5-S463/S465 Rabbit mAb	WB	H
		A1947	Smad5 Rabbit pAb	WB,IHC,IF	H,M,R
RK05750	Phospho-SMC1A-S957 Antibody Kit	AP0090	Phospho-SMC1-S957 Rabbit pAb	WB,IHC,IF,IP	H,M,R
		A7008	SMC1 Rabbit pAb	WB	H,M,R
RK06002	Phospho-SRC Family-Y416 Antibody Kit	AP0480	Phospho-SRC Family-Y416 Rabbit pAb	WB	H,M,R
		A18240	Src Rabbit pAb	WB	H,M,R
RK04089	Phospho-Stat3-S727 Antibody Kit	AP0474	Phospho-STAT3-S727 Rabbit pAb	WB,IHC,IP	H,M,R
		A1192	STAT3 Rabbit pAb	WB,IHC,IF	H,M,R
RK04099	Phospho-Stat3-Y705 Antibody Kit	AP0070	Phospho-STAT3-Y705 Rabbit pAb	WB,IHC,IF	H,M,R
		A1192	STAT3 Rabbit pAb	WB,IHC,IF	H,M,R
RK05783	Phospho-STAT5-Y694 Antibody Kit	AP0887	Phospho-STAT5-Y694 Rabbit pAb	WB,IHC	H,M,R
		A12356	STAT5B Rabbit pAb	WB,IHC,IF	H,M,R
RK05794	Phospho-STK11-S428 Antibody kit	AP1108	Phospho-STK11-S428 Rabbit pAb	WB	H,M,R
		A2122	LKB1 Rabbit pAb	WB,IHC,IF	H,M,R
RK05754	Phospho-STK11-T189 Antibody Kit	AP0603	Phospho-STK11-T189 Rabbit pAb	WB	H,M,R
		A2122	LKB1 Rabbit pAb	WB,IHC,IF	H,M,R
RK05765	Phospho-STMN1-S25 Antibody Kit	AP0220	Phospho-Stathmin 1-S25 Rabbit pAb	WB,IHC	H,M,R
		A14018	Stathmin 1 Rabbit pAb	WB,IHC,IF	H,M



Phospho-specific Antibodies


Cat.No.	Product Name	Application	Reactivity
AP1067	pan Phospho-Serine/Threonine Mouse mAb	WB	H,M,R,Other (Wide Range)
AP0973	Pan Phospho-Tyrosine Mouse mAb	WB,IF	H,M,R,Other (Wide Range)
 AP1162	Pan Phospho-Tyrosine Rabbit mAb	WB	H,M,R,Other (Wide Range)
AP0905	Pan Phospho-Tyrosine Rabbit pAb	WB,IF,IP	H,M,R,Other (Wide Range)
AP0933	Phospho-(Ser/Thr) ATM/ATR Substrate Rabbit pAb	WB	H,M,R
AP0793	Phospho-AKT1S1/PRAS40-T246 Rabbit pAb	WB	H,M
 AP0982	Phospho-AKT1-S124 Rabbit mAb	WB	H
 AP0981	Phospho-AKT1-S129 Rabbit mAb	WB	H
AP0637	Phospho-AKT1-S473 Rabbit mAb	WB	H,M,R
 AP1208	Phospho-AKT1-S473+AKT2-S474+AKT3-S472 Rabbit mAb	WB	H,M,R
 AP0980	Phospho-AKT1-T450 Rabbit mAb	WB	H,R
 AP1259	Phospho-Akt-T308 Rabbit mAb	WB	H,M,R
 AP1002	Phospho-AMPK α 1-S496 Rabbit mAb	WB	H,M
AP1195	Phospho-AMPK β 1-S182 Rabbit pAb	WB,IHC	H,M,R
 AP1051	Phospho-ATF2-T71 Rabbit mAb	WB	H,M
 AP1030	Phospho-ATM-S1981 Rabbit mAb	WB	H
AP0948	Phospho-AURKA-T288/AURKB-T232/AURKC-T198 Rabbit pAb	WB	H,R
 AP1010	Phospho-Bad-S112 Rabbit mAb	WB	H,M
 AP1041	Phospho-B-Raf-T401 Rabbit mAb	WB	H,M,R
AP0232	Phospho-BRCA1-S1423 Rabbit pAb	WB,IHC,IF	H,M,R
AP1181	Phospho-BRD4-S1070 Rabbit pAb	WB	H
AP1055	Phospho-C/EBPB-T235 Rabbit pAb	WB	H,M
AP0255	Phospho-Camk2a-T286 Rabbit pAb	WB	H,M,R
 AP1141	Phospho-CDC37-S13 Rabbit mAb	WB	H,M,R
 AP1153	Phospho-Cdc6-S54 Rabbit mAb	WB	H,M
 AP1138	Phospho-CDK1/2/3-T14 Rabbit mAb	WB	H,M,R
 AP1001	Phospho-Cdk1/2-T14 Rabbit mAb	WB	H,M,R
AP0015	Phospho-CDK1-T14 Rabbit pAb	WB,IF	H,M,R
AP0325	Phospho-CDK2-T160 Rabbit pAb	WB,IHC	H,M,R
 AP1005	Phospho-CDK2-Y15 Rabbit mAb	WB	H,M
AP0178	Phospho-CFL1-S3 Rabbit pAb	WB,IHC,IF	H,M,R
AP1176	Phospho-CGAS-S291 Rabbit pAb	WB	H,M
 AP1047	Phospho-Chk1-S296 Rabbit mAb	WB	H
 AP0105	Phospho-c-Jun-S63 Rabbit mAb	WB,IF	H,M,R
 AP1003	Phospho-c-Jun-T91 Rabbit mAb	WB,IHC	H,M,R
AP1216	Phospho-c-Jun-T91 Rabbit pAb	WB,IHC,IF	H,M,R
 AP0989	Phospho-c-Myc-S62 Rabbit mAb	WB	H,M
AP0082	Phospho-c-Myc-S62 Rabbit pAb	WB,IHC,IF	H,M,R
 AP0990	Phospho-c-Myc-T58 Rabbit mAb	WB	H
 AP0988	Phospho-c-Myc-T58/S62 Rabbit mAb	WB	H,R
AP0333	Phospho-CREB1-S133 Rabbit pAb	WB,IHC	H,M,R
AP0821	Phospho-CRMP2/DPYSL2-T514 Rabbit pAb	WB	H,M,R
 AP1014	Phospho-Cyclin E1-T77 Rabbit mAb	WB	H,M
AP0832	Phospho-eEF2-T56 Rabbit pAb	WB	H,M,R
AP0025	Phospho-EGFR-T669 Rabbit pAb	WB,IP	H
AP0819	Phospho-EGFR-Y1045 Rabbit pAb	WB	H
 AP0994	Phospho-EGFR-Y1068 Rabbit mAb	WB	H
 AP0027	Phospho-EGFR-Y1068 Rabbit mAb	WB	H,M
AP0301	Phospho-EGFR-Y1068 Rabbit pAb	WB,IP	H,M
AP0820	Phospho-EGFR-Y1086 Rabbit pAb	WB	H,R
AP0028	Phospho-EGFR-Y1148 Rabbit pAb	WB	H
 AP0992	Phospho-EGFR-Y1173 Rabbit mAb	WB	H
AP1213	Phospho-EGFR-Y1173 Rabbit pAb	WB	H

Cat.No.	Product Name	Application	Reactivity
AP0692	Phospho-eIF2 α -S51 Rabbit mAb	WB	H,M,R
AP0032	Phospho-eIF4EBP1-S65 Rabbit pAb	WB,IP	H
AP0421	Phospho-eNOS-S1177 Rabbit pAb	WB	H
AP0818	Phospho-EphA2-Y594 Rabbit pAb	WB	H,R
AP1052	Phospho-ErbB3/HER3-Y1222 Rabbit mAb	WB	H
AP0485	Phospho-ERK1-T202 + ERK2-T185 Rabbit mAb	WB,IHC	H,M,R
AP0234	Phospho-ERK1-T202 + ERK2-T185 Rabbit pAb	WB,IHC,IF	H,M,R
AP0974	Phospho-ERK1-T202/Y204 + ERK2-T185/Y187 Rabbit mAb	WB,IHC,IF	H,M,R
AP1004	Phospho-ESR α -S118 Rabbit mAb	WB	H,M
AP1054	Phospho-FADD-S194 Rabbit pAb	WB	H
AP0783	Phospho-Filamin A-S2152 Rabbit pAb	WB	H,M,R
AP1088	Phospho-GSK3 β -S9 Rabbit mAb	WB,IHC	H,M
AP0039	Phospho-GSK3 β -S9 Rabbit pAb	WB,IF,IP	H,M,R
AP1129	Phospho-GYS1-S641 Rabbit mAb	WB	H,M
AP0202	Phospho-HDAC5-S498 Rabbit pAb	WB,IHC	H,M,R
AP1132	Phospho-Histone H1.3-T117/Histone H1.4-T117 Rabbit mAb	WB	H,M,R
AP0687	Phospho-Histone H2AX-S139 Rabbit mAb	WB,IHC,IF	H,M,R
AP0099	Phospho-Histone H2AX-S139 Rabbit pAb	WB,IHC,IF	H,M,R
AP1152	Phospho-Histone H3.3-T3 Rabbit mAb	WB	H,M,R,Other (Wide Range)
AP0002	Phospho-Histone H3-S10 Rabbit mAb	WB,IHC,IF	H,M,R,Other (Wide Range)
AP0840	Phospho-Histone H3-S10 Rabbit pAb	WB,IHC,IF	H,M,R,Other (Wide Range)
AP0896	Phospho-Histone H3-S10/T11 Rabbit pAb	WB,IHC,IF	H,M,R,Other (Wide Range)
AP0839	Phospho-Histone H3-S28 Rabbit pAb	WB,IF	H,M,R,Other (Wide Range)
AP0093	Phospho-Histone H3-T11 Rabbit pAb	WB,IHC,IF	H,M,R,Other (Wide Range)
AP0846	Phospho-Histone H3-T3 Rabbit pAb	WB	H,M,R,Other (Wide Range)
AP0897	Phospho-Histone H3-T32 Rabbit pAb	WB,IHC	H,M,R
AP0898	Phospho-Histone H3-T45 Rabbit pAb	WB,IHC,IF	H,M,R,Other (Wide Range)
AP0899	Phospho-Histone H3-T6 Rabbit pAb	WB,IHC,IF	H,M,R,Other (Wide Range)
AP0801	Phospho-HP1 gamma/CBX3-S83 Rabbit pAb	WB	H,M
AP1140	Phospho-HSF1-S326 Rabbit mAb	WB	H
AP1151	Phospho-HSL-S853 Rabbit mAb	WB	H,M
AP1032	Phospho-HSP27/HSPB1-S78 Rabbit mAb	WB	H,M
AP0236	Phospho-HSP27/HSPB1-S78 Rabbit pAb	WB,IHC,IF	H
AP1031	Phospho-HSP27/HSPB1-S82 Rabbit mAb	WB	H,M,R
AP0505	Phospho-IK α -S176 Rabbit pAb	WB	H,M,R
AP1146	Phospho-IRE1-S724 Rabbit mAb	WB	H,M
AP0878	Phospho-IRE1-S724 Rabbit pAb	WB,IHC	H,M,R
AP0995	Phospho-IRF3-S386 Rabbit mAb	WB	H
AP0623	Phospho-IRF3-S396 Rabbit pAb	WB	H,M,R
AP0553	Phospho-IRS1-S612 Rabbit pAb	WB,IHC	H,M,R
AP0551	Phospho-IRS1-S636/639 Rabbit pAb	WB	H
AP0707	Phospho-Ik β -S32 Rabbit mAb	WB	H,M,R
AP1220	Phospho-Ik β -S32 Rabbit pAb	WB	H,M
AP1201	Phospho-Ik β -S32/S36 Rabbit pAb	WB	H
AP0999	Phospho-Ik β -S36 Rabbit mAb	WB,IHC	H,M,R
AP0917	Phospho-JAK2-Y1007 Rabbit pAb	WB	H,M
AP0631	Phospho-JNK1/2/3-T183/T183/T221 Rabbit mAb	WB,IHC,IF	H,M,R
AP1142	Phospho-JunD-S255 Rabbit mAb	WB	H,M
AP1168	Phospho-KRAS-S89 Rabbit pAb	WB,IHC	H,M,R
AP1188	Phospho-LAT-Y191 Rabbit pAb	WB	H,M
AP0182	Phospho-LCK-Y394 Rabbit pAb	WB	H,M
AP0285	Phospho-Lck-Y505 Rabbit pAb	WB,IP	H
AP0889	Phospho-LDHA-Y10 Rabbit pAb	WB	H,M
AP1191	Phospho-LRP6-S1490 Rabbit pAb	WB	H
AP1154	Phospho-LRRK2-S935 Rabbit mAb	WB	H,M,R
AP1050	Phospho-Lyn-Y396 Rabbit mAb	WB	H,M,R
AP0209	Phospho-MAP2K1-S217/MAP2K2-S221 Rabbit pAb	WB	H,M,R
AP0061	Phospho-MAP3K5-T918 Rabbit pAb	WB	H,M,R
AP1192	Phospho-MCM2-S139 Rabbit pAb	WB	H
AP0075	Phospho-MEF2C-S396 Rabbit pAb	WB,IF	H
AP1020	Phospho-MEK1-S298 Rabbit mAb	WB	H,R
AP0063	Phospho-MEK1-S298 Rabbit pAb	WB,IP	H,M,R

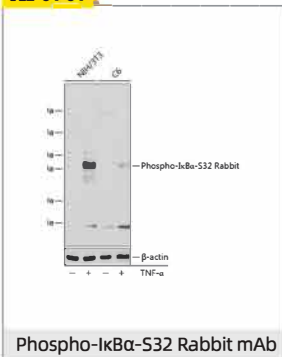
Cat.No.	Product Name	Application	Reactivity
AP1021	Phospho-MEK1-T292 Rabbit mAb	WB	H,M,R
AP1221	Phospho-MEK1-T292 Rabbit pAb	WB	H,R
AP1173	Phospho-MLKL-S454 Rabbit pAb	WB	H,M,R
AP0115	Phospho-mTOR-S2448 Rabbit mAb	WB	H,M
AP0094	Phospho-mTOR-S2448 Rabbit pAb	WB,IF	H,M,R
AP0978	Phospho-mTOR-S2481 Rabbit mAb	WB	H,M
AP1193	Phospho-NCF4/p40-phox-T154 Rabbit pAb	WB	H
AP0807	Phospho-NDRG1-S330 Rabbit pAb	WB	H,M
AP0792	Phospho-NDRG1-T346 Rabbit pAb	WB	H,M,R
AP0123	Phospho-NF-kB p65/RelA-S276 Rabbit pAb	WB,IF	H,M,R
AP0445	Phospho-NF-kB p65/RelA-S311 Rabbit pAb	WB,IHC	H,M
AP0475	Phospho-NF-kB p65/RelA-S536 Rabbit pAb	WB,IHC	H,M,R
AP0836	Phospho-NPM1-T199 Rabbit pAb	WB	H,R
AP1133	Phospho-NRF2-S40 Rabbit mAb	WB,IHC	H,M,R
AP0984	Phospho-p53-S33 Rabbit mAb	WB	H
AP0987	Phospho-p53-S376 Rabbit mAb	WB	H,R
AP1137	Phospho-p53-S392 Rabbit mAb	WB	H,R
AP0860	Phospho-p53-S392 Rabbit pAb	WB	H,M,R
AP0476	Phospho-p53-S46 Rabbit pAb	WB,IP	H,M
AP0951	Phospho-p53-S6 Rabbit pAb	WB	H
AP0985	Phospho-p53-S9 Rabbit mAb	WB	H,M
AP0085	Phospho-p53-S9 Rabbit pAb	WB,IF,IP	H
AP0986	Phospho-p53-T55 Rabbit mAb	WB	H
AP1059	Phospho-p70 S6 Kinase 1-T389 Rabbit pAb	WB,IHC	H,M,R
AP0502	Phospho-p70 S6 Kinase 1-T421/S424 Rabbit mAb	WB,IHC,IF	H,M,R
AP0767	Phospho-p90Rsk/RSK1/RPS6KA1-S363 Rabbit pAb	WB,IP	H,R
AP1147	Phospho-p90Rsk/RSK1/RPS6KA1-S380 Rabbit mAb	WB	H,M,R
AP1158	Phospho-PAK1/2/3-S144/S141/S139 Rabbit mAb	WB	H,M,R
AP0803	Phospho-PAK2-S20 Rabbit pAb	WB	H,M
AP1049	Phospho-PAK4/PAK5/PAK6-S474/S560/S602 Rabbit mAb	WB	H,M,R
AP1156	Phospho-Paxillin-Y118 Rabbit mAb	WB	H,M,R
AP0615	Phospho-PDGFR α -Y1018 Rabbit pAb	WB	H
AP0568	Phospho-PDGFR α -Y754 Rabbit pAb	WB	H
AP0569	Phospho-PDGFR α -Y849 Rabbit pAb	WB	H
AP1022	Phospho-PDHA1-S293 Rabbit mAb	WB,IF,IP	H,M,R
AP1034	Phospho-PKA RII α (PRKAR2A)-S99 Rabbit mAb	WB	H,R
AP0495	Phospho-PKC (pan) (β II Ser660) Rabbit pAb	WB	H,M,R
AP0970	Phospho-PKC alpha-S657/Y658 Rabbit pAb	WB	H
AP1045	Phospho-PKC alpha-T638 Rabbit mAb	WB	H,M,R
AP0496	Phospho-PKC delta-Y311 Rabbit pAb	WB	H,M
AP1149	Phospho-PKC zeta-T560 Rabbit mAb	WB	H,R
AP1134	Phospho-PKR/EIF2AK2-T446 Rabbit mAb	WB	H
AP0827	Phospho-PLC gamma 1 (PLCG1)-S1248 Rabbit pAb	WB,IHC	H,M,R
AP1025	Phospho-PLK1-T210 Rabbit mAb	WB	H
AP0907	Phospho-PLN-S16 Rabbit pAb	WB	H,M,R
AP0956	Phospho-PLN-S16/T17 Rabbit pAb	WB	H,M,R
AP0996	Phospho-POLR2A-S2 Rabbit mAb	WB	H,M,R
AP0749	Phospho-POLR2A-S2 Rabbit pAb	WB,IF,IP	H,R
AP0997	Phospho-POLR2A-S5 Rabbit mAb	WB	H,M
AP0828	Phospho-POLR2A-S5 Rabbit pAb	WB,IHC,IF	H,M,R
AP0969	Phospho-POLR2A-S7 Rabbit pAb	WB	H,M
AP1043	Phospho-PP2A Catalytic α -Y307 Rabbit mAb	WB	H,M
AP0786	Phospho-PPP1CA-T320 Rabbit pAb	WB,IHC	H,M,R
AP0769	Phospho-PPP1R12A-S507 Rabbit pAb	WB	H
AP0835	Phospho-PPP1R12A-S668 Rabbit pAb	WB	H,M,R
AP0998	Phospho-PTEN-S380 Rabbit mAb	WB	H
AP1018	Phospho-Rac1/Cdc42-S71 Rabbit mAb	WB	H
AP1012	Phospho-Raf1-S259 Rabbit mAb	WB	H,R
AP1011	Phospho-Raf1-S621 Rabbit mAb	WB	H,R
AP0087	Phospho-Raf1-S621 Rabbit pAb	WB,IF,IP	H
AP0117	Phospho-RB-S780 Rabbit mAb	WB,IHC	H,M,R
AP0088	Phospho-RB-S795 Rabbit pAb	WB,IHC,IF	H,M,R
AP1135	Phospho-RB-S807 Rabbit mAb	WB	H,M,R

Cat.No.	Product Name	Application	Reactivity
AP0089	Phospho-RB-S811 Rabbit pAb	WB,IF	H
AP1040	Phospho-RPA2-T21 Rabbit mAb	WB	H,R
AP0538	Phospho-S6 Ribosomal Protein (RPS6)-S235/236 Rabbit pAb	WB	H,M,R
AP0537	Phospho-S6 Ribosomal Protein (RPS6)-S240/244 Rabbit pAb	WB,IHC,IP	H,M,R
AP1184	Phospho-SHC1-Y427 Rabbit pAb	WB	H,M
AP1007	Phospho-Smad2-S250 Rabbit mAb	WB	H,M
AP0548	Phospho-Smad2-S465/467 + Smad3-S423/425 Rabbit pAb	WB,IHC,IF	H,M,R
AP0727	Phospho-Smad3-S423/S425 Rabbit mAb	WB,IHC	H,M,R
AP1130	Phospho-Smad5-S463/465 Rabbit mAb	WB	H,M,R
AP1023	Phospho-Smad5-S463/S465 Rabbit mAb	WB	H
AP1145	Phospho-SMC1-S957 Rabbit mAb	WB,IHC	H,M,R
AP0090	Phospho-SMC1-S957 Rabbit pAb	WB,IHC,IF,IP	H,M,R
AP1027	Phospho-Src-Y419 Rabbit mAb	WB	H,M
AP0185	Phospho-Src-Y529 Rabbit pAb	WB,IHC,IF	H,M,R
AP1000	Phospho-STAT1-S727 Rabbit mAb	WB,IHC	H,M,R
AP0054	Phospho-STAT1-Y701 Rabbit mAb	WB	H,M,R
AP0135	Phospho-STAT1-Y701 Rabbit pAb	WB,IHC	H
AP0715	Phospho-STAT3-S727 Rabbit mAb	WB,IHC	H,M,R
AP0705	Phospho-STAT3-Y705 Rabbit mAb	WB,IP	H,M
AP0758	Phospho-STAT5A-Y694 Rabbit mAb	WB,IHC	H,M,R
AP0887	Phospho-STAT5-Y694 Rabbit pAb	WB,IHC	H,M,R
AP0220	Phospho-Stathmin 1-S25 Rabbit pAb	WB,IHC	H,M,R
AP0221	Phospho-Stathmin 1-S38 Rabbit pAb	WB	H,M,R
AP0601	Phospho-STK11-S334 Rabbit pAb	WB	H,M,R
AP0934	Phospho-STK3/MST2-T117 Rabbit pAb	WB	H,M,R
AP0935	Phospho-STK3/MST2-T384 Rabbit pAb	WB	H,M,R
AP1094	Phospho-STK3/STK4-T180/T183 Rabbit pAb	WB	H,M,R
AP1222	Phospho-TAK1-T187 Rabbit pAb	WB	H,M
AP0397	Phospho-Tau-S262 Rabbit pAb	WB,IHC,IF	H,M,R
AP1028	Phospho-Tau-S396 Rabbit mAb	WB,IHC	H,M,R
AP0053	Phospho-Tau-T231 Rabbit mAb	WB,IF	H,M,R
AP1026	Phospho-TBK1/NAK-S172 Rabbit mAb	WB	H,M
AP0543	Phospho-Tyk2-Y1054/1055 Rabbit pAb	WB	H,M,R
AP1203	Phospho-VANGL2-S11/S14 Rabbit mAb	WB	H,M
AP1204	Phospho-VANGL2-S14/S17 Rabbit mAb	WB	H
AP1202	Phospho-VANGL2-S5/S8 Rabbit mAb	WB	H
AP1207	Phospho-VANGL2-S79/S82/S84 Rabbit mAb	WB	H,M,R
AP1205	Phospho-VANGL2-T78/S79/S82 Rabbit mAb	WB	H
AP1206	Phospho-VANGL2-T78/S79/S82 Rabbit mAb	WB	H,M,R
AP0187	Phospho-VASP-S239 Rabbit pAb	WB,IHC	H,M,R
AP0806	Phospho-Vimentin-S39 Rabbit pAb	WB,IHC	H,M,R
AP0489	Phospho-YAP1-S127 Rabbit pAb	WB,IHC,IF	H,M,R
AP0450	Phospho- α -Synuclein-S129 Rabbit pAb	WB	H,M,R
AP0979	Phospho- β -Catenin-S33/S37 Rabbit mAb	WB	H
AP0579	Phospho- β -Catenin-S552 Rabbit pAb	WB	H,M,R
AP0795	Phospho- β -Catenin-S675 Rabbit pAb	WB	H,R

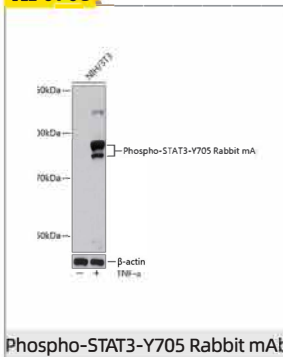
AP0692



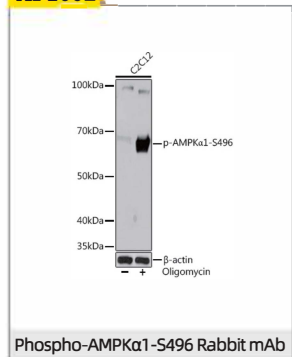
AP0707



AP0705

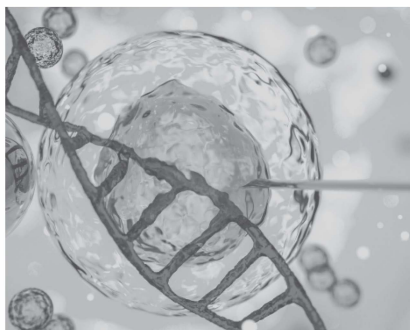


AP1002



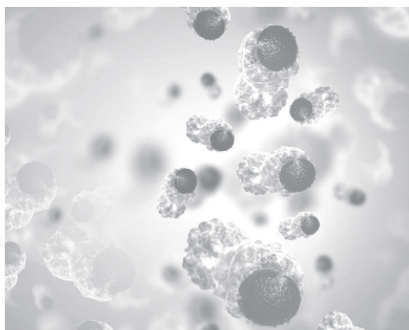
ANTIBODIES FOR TOP RESEARCH AREAS

ABclonal antibodies covers major areas of life science research, including Cell Biology, Cancer, Immunology & Inflammation, Epigenetics & Nuclear Signaling, Metabolism & Endocrine, Neuroscience, Stem Cells & Development, Cardiovascular, Protein Post-translational Modifications, etc.



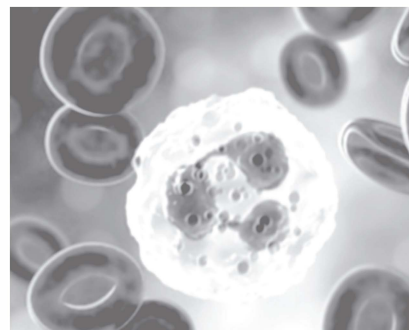
Cell Biology

- Programmed Cell Death
- Cell Metabolism & Stress
- Genome Stability Control



Cancer

- Tumor Microenvironment
- Tumor Immunity
- Cancer Biomarkers



Immunology & Inflammation

- Innate Immunity
- Adaptive Immunity
- Inflammation



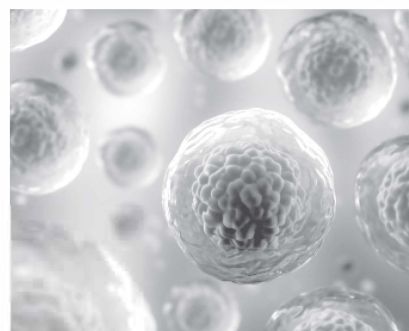
Epigenetics & Nuclear Signaling

- Histone/DNA/RNA Modifications
- Chromatin Regulation
- Transcriptional Factors



Neuroscience

- Neural Development
- Neurodegenerative Diseases
- Synaptic Regulation



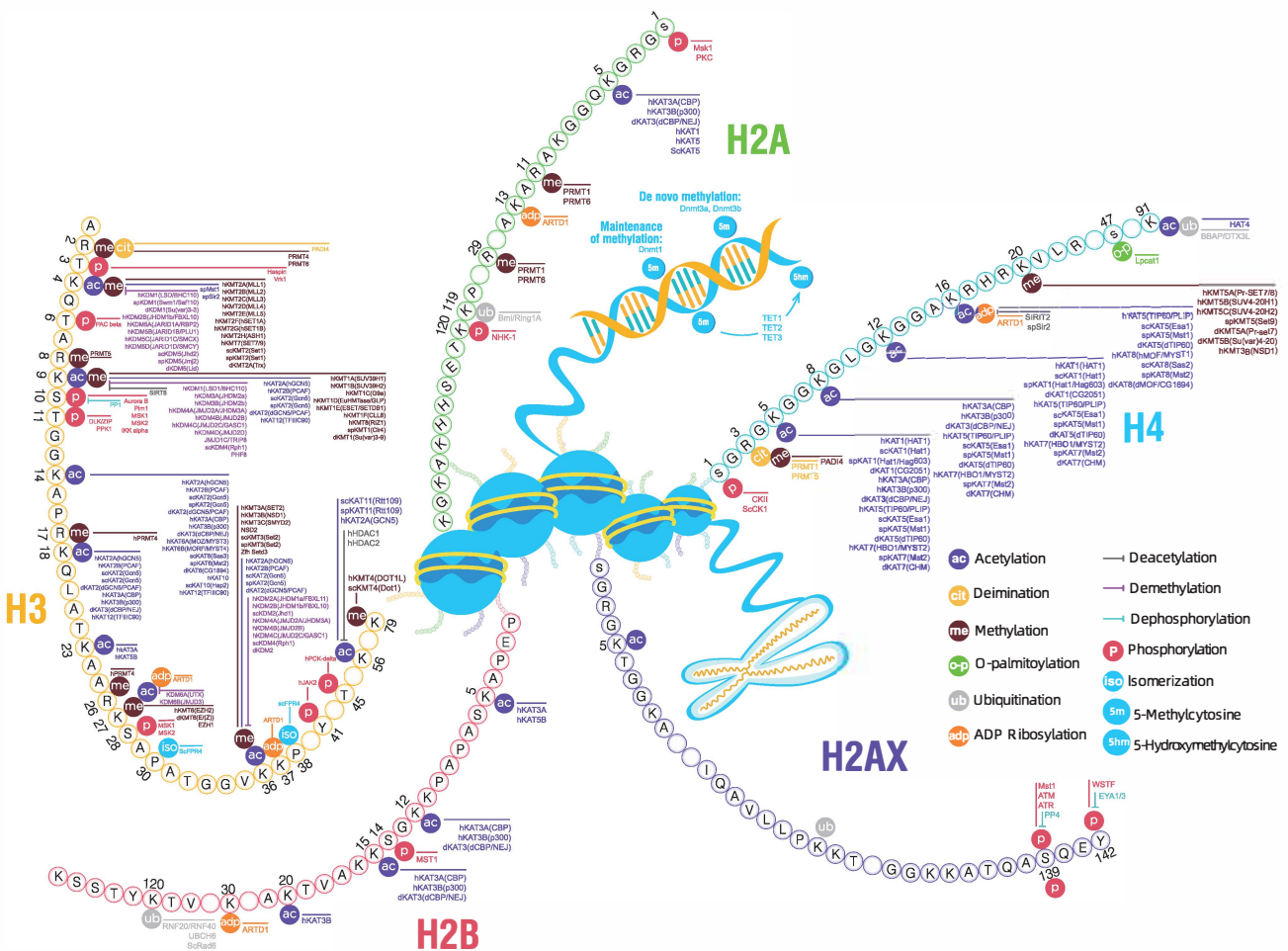
Stem Cell & Development

- Cell Lineage Markers
- Developmental Signaling
- Stemness Regulation

Epigenetic & Transcriptional Regulation






- A successful CHIP experiment is largely dependent on the use of well-characterized, highly specific CHIP-grade antibodies. Currently, ABclonal has nearly one hundred CHIP-validated antibodies with a specificity and affinity that is higher than the industry average.
- Histone modifications and DNA methylation are epigenetic marks that affect gene expression patterns. This poster below highlights the different types of epigenetic modifications, modifier enzymes and histone modification-binding proteins.







Histone modifications







Antibodies for Epigenetic & Transcriptional Regulation Research





















Epigenetic Modifications





















Cat. No.	Product Name	Application	Reactivity
A15620	Acetyl-Histone H2A-K5 Rabbit pAb	WB,IHC,IF	H,M,R,Other (Wide Range)
A15619	Acetyl-Histone H2B-K12 Rabbit pAb	WB,IHC,IF,ChIP	H,M,R
A15622	Acetyl-Histone H2B-K15 Rabbit pAb	WB,IHC,IF,IP	H,M,R
A15621	Acetyl-Histone H2B-K5 Rabbit pAb	WB,IHC,IF,IP,ChIP	H,M,R
A7254	Acetyl-Histone H3-K14 Rabbit pAb	WB,IHC,IF	H,M,R,Other (Wide Range)
 A20735	Acetyl-Histone H3-K18 Rabbit mAb	WB,IHC,IF,ChIP	H,M,R,Other (Wide Range)
A7257	Acetyl-Histone H3-K18 Rabbit pAb	WB,IHC,IF,IP,ChIP,ChIP-seq	H,M,R,Other (Wide Range)
A18154	Acetyl-Histone H3-K23 Rabbit pAb	WB,IHC,IF,ChIP	H,M,R,Other (Wide Range)
A20184	Acetyl-Histone H3-K27 Rabbit pAb	WB	H,M,R,Other (Wide Range)
A7253	Acetyl-Histone H3-K27 Rabbit pAb	WB,IHC,IF,IP,ChIP,ChIP-seq	H,M,R,Other (Wide Range)
A16077	Acetyl-Histone H3-K36 Rabbit pAb	WB,IF	H,M,R,Other (Wide Range)
A20185	Acetyl-Histone H3-K36 Rabbit pAb	WB	H,M,R,Other (Wide Range)
A16078	Acetyl-Histone H3-K4 Rabbit pAb	WB,IF,ChIP	H,M,R,Other (Wide Range)
A17019	Acetyl-Histone H3-K4 Rabbit pAb	WB	H
A7256	Acetyl-Histone H3-K56 Rabbit pAb	WB,IHC,IF,IP,ChIP,ChIP-seq	H,M,R,Other (Wide Range)
A7255	Acetyl-Histone H3-K9 Rabbit pAb	WB,IHC,IF,IP,ChIP,ChIP-seq	H,M,R,Other (Wide Range)
A17917	Acetyl-Histone H3-K9/K14/K18/K23/K27 Rabbit pAb	WB,IHC,IF,ChIP	H,M,R,Other (Wide Range)
A14227	Acetyl-Histone H4-K12 Rabbit pAb	WB,IHC,IF	H,M,R,Other (Wide Range)
A20186	Acetyl-Histone H4-K16 Rabbit pAb	WB	H,M,R,Other (Wide Range)
A5280	Acetyl-Histone H4-K16 Rabbit pAb	WB,IF,ChIP	H,M,R,Other (Wide Range)
 A19525	Acetyl-Histone H4-K5 Rabbit mAb	WB,IHC,IF	H,M,R,Other (Wide Range)
A15233	Acetyl-Histone H4-K5 Rabbit pAb	WB,IHC,IF,ChIP	H,M,R,Other (Wide Range)
A7258	Acetyl-Histone H4-K8 Rabbit pAb	WB,IHC,IF,IP,ChIP,ChIP-seq	H,M,R,Other (Wide Range)
A7409	Acetyl-Histone H4-K91 Rabbit pAb	WB,IF	H,M,R,Other (Wide Range)
A2421	Asymmetric DiMethyl-Histone H3-R17 Rabbit pAb	WB,IHC,IF,IP	H,M,R,Other (Wide Range)
A3155	Asymmetric DiMethyl-Histone H3-R2 Rabbit pAb	WB,IHC,IF,IP,ChIP,ChIP-seq	H,M,R,Other (Wide Range)
A2375	Asymmetric DiMethyl-Histone H3-R26 Rabbit pAb	WB,IF	H,M,R,Other (Wide Range)
A3157	Asymmetric DiMethyl-Histone H3-R8 Rabbit pAb	WB,IHC,IF	H,M,R,Other (Wide Range)
A2376	Asymmetric DiMethyl-Histone H4-R3 Rabbit pAb	WB,IHC,IF,IP	H,M,R,Other (Wide Range)
A7261	Asymmetric DiMethyl-Histone H4-R3 Rabbit pAb	WB,IHC,IF	H,M,R,Other (Wide Range)
A5278	DiMethyl-Histone H3-K14 Rabbit pAb	WB,IHC,IF,IP,ChIP,ChIP-seq	H,M,R,Other (Wide Range)
A2362	DiMethyl-Histone H3-K27 Rabbit pAb	WB,IHC,IF,IP,ChIP,ChIP-seq	H,M,R,Other (Wide Range)
A2365	DiMethyl-Histone H3-K36 Rabbit pAb	WB,IHC,IF,IP,ChIP,ChIP-seq	H,M,R,Other (Wide Range)
A2356	DiMethyl-Histone H3-K4 Rabbit pAb	WB,IHC,IF,IP,ChIP,ChIP-seq	H,M,R,Other (Wide Range)
A2368	DiMethyl-Histone H3-K79 Rabbit pAb	WB,IHC,IF,IP,ChIP,ChIP-seq	H,M,R,Other (Wide Range)
A2359	DiMethyl-Histone H3-K9 Rabbit pAb	WB,IHC,IF,IP,ChIP,ChIP-seq	H,M,R,Other (Wide Range)
A2371	DiMethyl-Histone H4-K20 Rabbit pAb	WB,IHC,IF,IP,ChIP,ChIP-seq	H,M,R,Other (Wide Range)
 A4827	Hydroxyl-Histone H2A-Y39 Rabbit mAb	WB,IHC	H,M,R
A18829	Lactic acid -Histone H4-K5 Rabbit pAb	DB,WB	H,M,R,Other (Wide Range)
A18808	Lactic acid-Histone H3-K14 Rabbit pAb	WB	H,M,R,Other (Wide Range)
A18807	Lactic acid-Histone H3-K18 Rabbit pAb	DB,WB	H,M,R,Other (Wide Range)
A18825	Lactic acid-Histone H3-K27 Rabbit pAb	WB	H,M,R,Other (Wide Range)
A17552	MonoMethyl-Histone H2B-K5 Rabbit pAb	WB,IF	H,M,R
A5277	MonoMethyl-Histone H3-K14 Rabbit pAb	WB,IHC,IF	H,M,R,Other (Wide Range)
 A20680	MonoMethyl-Histone H3-K18 Rabbit mAb	WB,IHC,IF,ChIP	H,M,R
A2361	MonoMethyl-Histone H3-K27 Rabbit pAb	WB,IHC,IF,IP,ChIP,ChIP-seq	H,M,R,Other (Wide Range)
A2364	MonoMethyl-Histone H3-K36 Rabbit pAb	WB,IHC,IF,IP,ChIP,ChIP-seq	H,M,R,Other (Wide Range)
A2355	MonoMethyl-Histone H3-K4 Rabbit pAb	WB,IHC,IF,IP,ChIP,ChIP-seq	H,M,R,Other (Wide Range)
A2367	MonoMethyl-Histone H3-K79 Rabbit pAb	WB,IHC,IF,IP,ChIP,ChIP-seq	H,M,R,Other (Wide Range)
 A20734	MonoMethyl-Histone H3-K9 Rabbit mAb	WB,IHC,IF,ChIP	H,M,R,Other (Wide Range)

Cat. No.	Product Name	Application	Reactivity
A2358	MonoMethyl-Histone H3-K9 Rabbit pAb	WB,IHC,IF,IP,ChIP,ChIP-seq	H,M,R,Other (Wide Range)
A3151	MonoMethyl-Histone H3-R17 Rabbit pAb	WB,IHC,IF,IP,ChIP,ChIP-seq	H,M,R,Other (Wide Range)
 A19645	MonoMethyl-Histone H3-R2 Rabbit mAb	WB,ChIP	H,M,R
A3154	MonoMethyl-Histone H3-R2 Rabbit pAb	WB,IHC,IF,ChIP	H,M,R,Other (Wide Range)
A3163	MonoMethyl-Histone H3-R26 Rabbit pAb	WB,IHC,IF,IP	H,M,R,Other (Wide Range)
A3156	MonoMethyl-Histone H3-R8 Rabbit pAb	WB,IHC,IF,IP,ChIP,ChIP-seq	H,M,R,Other (Wide Range)
A2370	MonoMethyl-Histone H4-K20 Rabbit pAb	DB,WB,IHC,IF	H,M,R,Other (Wide Range)
A3158	MonoMethyl-Histone H4-R3 Rabbit pAb	WB,IHC,IF,IP	H,M,R,Other (Wide Range)
 AP1132	Phospho-Histone H1.3-T17/Histone H1.4-T17 Rabbit mAb	WB	H,M,R
 AP0687	Phospho-Histone H2AX-S139 Rabbit mAb	WB,IHC,IF	H,M,R
AP0099	Phospho-Histone H2AX-S139 Rabbit pAb	WB,IHC,IF	H,M,R
AP0617	Phospho-Histone H2AX-S2 Rabbit pAb	WB	H,R
AP0486	Phospho-Histone H3.3-S32 Rabbit pAb	WB	H,M,R,Other (Wide Range)
 AP1152	Phospho-Histone H3.3-T3 Rabbit mAb	WB	H,M,R,Other (Wide Range)
 AP0002	Phospho-Histone H3-S10 Rabbit mAb	WB,IHC,IF	H,M,R,Other (Wide Range)
AP0840	Phospho-Histone H3-S10 Rabbit pAb	WB,IHC,IF	H,M,R,Other (Wide Range)
AP0896	Phospho-Histone H3-S10/T11 Rabbit pAb	WB,IHC,IF	H,M,R,Other (Wide Range)
AP0097	Phospho-Histone H3-S28 Rabbit pAb	WB	H,M,R,Other (Wide Range)
AP0839	Phospho-Histone H3-S28 Rabbit pAb	WB,IF	H,M,R,Other (Wide Range)
AP0093	Phospho-Histone H3-T11 Rabbit pAb	WB,IHC,IF	H,M,R,Other (Wide Range)
AP0846	Phospho-Histone H3-T3 Rabbit pAb	WB	H,M,R,Other (Wide Range)
AP0897	Phospho-Histone H3-T32 Rabbit pAb	WB,IHC	H,M,R
AP0898	Phospho-Histone H3-T45 Rabbit pAb	WB,IHC,IF	H,M,R,Other (Wide Range)
AP0899	Phospho-Histone H3-T6 Rabbit pAb	WB,IHC,IF	H,M,R,Other (Wide Range)
AP0901	Phospho-Histone H4-S1 Rabbit pAb	WB,IHC	H,M,R,Other (Wide Range)
A17903	succinylation-Histone H3-K79 Rabbit pAb	WB	H,M,R,Other (Wide Range)
A3152	Symmetric DiMethyl-Histone H3-R17 Rabbit pAb	WB,IHC,IF	H,M,R,Other (Wide Range)
A2373	Symmetric DiMethyl-Histone H3-R2 Rabbit pAb	WB,IHC,IF,IP,ChIP,ChIP-seq	H,M,R,Other (Wide Range)
A3153	Symmetric DiMethyl-Histone H3-R26 Rabbit pAb	WB,IF	H,M,R,Other (Wide Range)
A2374	Symmetric DiMethyl-Histone H3-R8 Rabbit pAb	WB,IHC,IF,IP,ChIP,ChIP-seq	H,M,R,Other (Wide Range)
A3159	Symmetric DiMethyl-Histone H4-R3 Rabbit pAb	WB,IHC,IF	H,M,R,Other (Wide Range)
A5279	TriMethyl-Histone H3-K14 Rabbit pAb	WB,IHC,IF,IP,ChIP,ChIP-seq	H,M,R,Other (Wide Range)
A16199	TriMethyl-Histone H3-K27 Mouse mAb	WB,IHC,IF,IP,ChIP	H,M,R,Other (Wide Range)
A2363	TriMethyl-Histone H3-K27 Rabbit pAb	WB,IHC,IF,IP,ChIP,ChIP-seq	H,M,R,Other (Wide Range)
 A20379	TriMethyl-Histone H3-K36 Rabbit mAb	DB,WB,ChIP	H,M,R
A2366	TriMethyl-Histone H3-K36 Rabbit pAb	WB,IHC,IF,IP,ChIP,ChIP-seq	H,M,R,Other (Wide Range)
A2357	TriMethyl-Histone H3-K4 Rabbit pAb	DB,WB,IHC,IF,IP,ChIP,ChIP-seq	H,M,R,Other (Wide Range)
A7262	TriMethyl-Histone H3-K56 Rabbit pAb	WB,IHC,IF,IP,ChIP,ChIP-seq	H,M,R,Other (Wide Range)
A7259	TriMethyl-Histone H3-K64 Rabbit pAb	WB,IHC,IF	H,M,R,Other (Wide Range)
A2369	TriMethyl-Histone H3-K79 Rabbit pAb	DB,WB,IHC,IF,ChIP	H,M,R,Other (Wide Range)
A2360	TriMethyl-Histone H3-K9 Rabbit pAb	DB,WB,IHC,IF,ChIP	H,M,R,Other (Wide Range)
A2372	TriMethyl-Histone H4-K20 Rabbit pAb	DB,WB,IHC,IF	H,M,R,Other (Wide Range)
A17952	Ubiquityl-Histone H2A-K119 Rabbit pAb	WB	H,M,R







Writers and Erasers of Core Histone

Cat. No.	Product Name	Application	Reactivity
A2246	[KO Validated] CARM1 Rabbit pAb	WB	H,M,R
 A19679	[KO Validated] DNMT1 Rabbit mAb	WB,IHC,IF,IP,ChIP	H,M,R
 A19659	[KO Validated] DNMT3A Rabbit mAb	WB,IP	H,M,R
A6503	[KO Validated] DNMT3A Rabbit pAb	WB,IF	H,R
A11085	[KO Validated] EZH2/KMT6 Rabbit pAb	WB,IF	H,M,R
A13867	[KO Validated] EZH2/KMT6 Rabbit pAb	WB,IP	H
 A19571	[KO Validated] HDAC1 Rabbit mAb	WB,IHC,IF	H,M,R
A0238	[KO Validated] HDAC1 Rabbit pAb	WB,IHC,IF,IP	H,M,R
 A8865	[KO Validated] HDAC8 Rabbit mAb	WB,IHC,IF	H,M,R
A1156	[KO Validated] KDM1 Rabbit pAb	WB,IF,IP	H,M,R
A7772	[KO Validated] KDM5B Rabbit pAb	WB,IF	H
A16235	[KO Validated] KMT5C Rabbit pAb	WB	H,M
A5577	[KO Validated] NSD3/WHSC1L1 Rabbit pAb	WB,IF	H,M,R









Cat. No.	Product Name	Application	Reactivity
A9985	[KO Validated] SETD7 Rabbit pAb	WB,IF	H,M,R
A6145	[KO Validated] SETDB1 Rabbit pAb	WB,IHC,IF,IP	H,M,R
 A19667	[KO Validated] SIRT1 Rabbit mAb	WB,IF	H
A17307	[KO Validated] SIRT1 Rabbit pAb	WB,IHC,IF,IP,CHIP	H,M,R
A19938	[KO Validated] VRK1 Rabbit pAb	WB,IHC	H,M,R
A9851	[KO Validated] WSTF Rabbit pAb	WB,IHC,IF	H,M,R
 A19539	Aurora B Rabbit mAb	WB,IF	H,M,R
 A19683	Casein Kinase 2 alpha (CSNK2A1) Rabbit mAb	WB	H,M,R
 A4194	Chk1 Rabbit mAb	WB,IHC	H
A15047	DAPK3 Rabbit pAb	WB,IHC,IF	H,M,R
A5495	DNMT1 Rabbit pAb	WB,IF,IP	H
A16833	DNMT1 Rabbit pAb	WB,IHC	H,M,R
A17474	DNMT1 Rabbit pAb	WB,IHC,IF,CHIP	H,M,R
A11791	DNMT3A Rabbit pAb	WB	H,M
A16834	DNMT3A Rabbit pAb	WB	H,M,R
A2065	DNMT3A Rabbit pAb	WB,IF,IP	H,M,R
A11079	DNMT3B Rabbit pAb	WB,IHC	H,M,R
A2899	DNMT3B Rabbit pAb	WB,IF	H,M,R
 A12329	Dot1L/KMT4 Rabbit mAb	WB,IP	H,M
A11285	Dot1L/KMT4 Rabbit pAb	WB	M,R
A18551	DTX3L Rabbit pAb	WB,IF	H,M,R
A8513	EHMT1 Rabbit pAb	WB	H,M,R
 A19577	EZH2/KMT6 Rabbit mAb	WB,IHC	H,M
A16846	EZH2/KMT6 Rabbit pAb	WB,IP	H,M
A5743	EZH2/KMT6 Rabbit pAb	WB,IHC,IP	H,M,R
A20180	HASPIN Rabbit pAb	WB	H,M
A6140	HDAC11 Rabbit pAb	WB	H
 A19626	HDAC2 Rabbit mAb	WB,IHC,IF,IP	H,M,R
A2084	HDAC2 Rabbit pAb	WB,IHC,IF,IP	H,M,R
 A19537	HDAC3 Rabbit mAb	WB,IP	H,M,R
A12542	HDAC3 Rabbit pAb	WB,IHC,IF	H,M,R
A16462	HDAC3 Rabbit pAb	WB,IP	H,M,R
A2139	HDAC3 Rabbit pAb	WB,IHC,IF,IP,CHIP	H,M,R
 A13510	HDAC4 Rabbit mAb	WB	M,R
A7189	HDAC5 Rabbit pAb	WB,IF	H
 A3572	HDAC6 Rabbit mAb	WB,IHC	H
A11259	HDAC6 Rabbit pAb	WB,IHC,IF,IP	H,M,R
 A13008	HDAC7 Rabbit mAb	WB	H,M,R
A7285	HDAC7 Rabbit pAb	WB,IF	H,M,R
 A2226	HDAC9 Rabbit mAb	WB,IHC,IF	H,R
A20153	JMJD1C Rabbit pAb	WB,IHC	H,M,R
 A4423	KAT1/HAT1 Rabbit mAb	WB,IHC,IF	H,M,R
A6188	KAT1/HAT1 Rabbit pAb	WB,IHC,IF,CHIP	H,M,R
A2224	KAT2A Rabbit pAb	WB,IHC,IF	H,M,R
A0066	KAT2B Rabbit pAb	WB,IF	H,M,R
A1678	KAT5 Rabbit pAb	WB,IHC,IF	H,R
A17116	KAT6B Rabbit pAb	WB	H,M,R
A5823	KAT7 Rabbit pAb	WB,IHC,IF	H,M,R
 A3390	KAT8/MYST1/MOF Rabbit mAb	WB,IHC,IF	H,M
 A0020	KAT9/Elp3 Rabbit mAb	WB,IHC	H,M,R
A9877	KAT9/Elp3 Rabbit pAb	WB,IHC	H,M,R
 A8711	KDM1 / LSD1 Rabbit mAb	WB,IHC	H
A16017	KDM2B Rabbit pAb	WB	H
A2312	KDM3B Rabbit pAb	WB,IHC	H
 A9267	KDM4A Rabbit mAb	WB	H,M
 A6670	KDM4B/JMJD2B Rabbit mAb	WB,IF	H,M,R
A8485	KDM4C Rabbit pAb	WB	H,M
 A4755	KDM5A Rabbit mAb	WB,IP,CHIP	H,M,R
A7238	KDM5A Rabbit pAb	WB,IP,CHIP	H,R
A15740	KDM5C Rabbit pAb	WB	H,M,R
A17382	Kdm6b Rabbit pAb	WB,IHC,IF	H,M,R
A8266	KDM7A Rabbit pAb	WB	H,M,R
 A3705	KMT1B / SUV39H2 Rabbit mAb	WB	H


















Cat. No.	Product Name	Application	Reactivity
A18852	KMT2B Rabbit pAb	WB	H,M,R
 A4136	KMT5A/SETD8 Rabbit mAb	WB	H,M
A0109	MSP/MST1 Rabbit mAb	WB,IHC,IF	H,M,R
A12963	MSP/MST1 Rabbit pAb	WB,IHC,IF	H,M,R
 A12342	NSD3/WHSC1L1 Rabbit mAb	WB	H,M,R
A16188	PADI4 Rabbit pAb	WB,IHC	H,M,R
 A4553	PAK2 Rabbit mAb	WB,IF	H,M,R
A7333	PAK2 Rabbit pAb	WB,IHC,IF	H,M,R
A17922	pan-PKC Rabbit pAb	WB,IF	H,M,R
AP0202	Phospho-HDAC5-S498 Rabbit pAb	WB,IHC	H,M,R
AP0803	Phospho-PAK2-S20 Rabbit pAb	WB	H,M
 A11107	PKC alpha Rabbit mAb	WB,IHC,IP	H,M,R
A0267	PKC alpha Rabbit pAb	WB,IHC,IF	H,M,R
A13342	PKC alpha Rabbit pAb	WB	H,M,R
 A7778	PKC delta Rabbit mAb	WB,IHC,IF	H,M,R
 A9565	PKC gamma Rabbit mAb	WB	H,M,R
 A2417	PKC mu Rabbit mAb	WB	H,M,R
 A4502	PRMT1 Rabbit mAb	WB,IHC,IF	H,M,R
A1055	PRMT1 Rabbit pAb	WB,IHC,IF	H,M,R
 A19533	PRMT5 Rabbit mAb	WB,IHC	H,M,R
A1520	PRMT5 Rabbit pAb	WB,IHC,IF	H,M,R
A2290	PRMT5 Rabbit pAb	WB,IF	H,M,R
 A5085	PRMT6 Rabbit mAb	WB	H,M,R
 A19750	RING1A Rabbit mAb	WB,IHC,IP	H
A3564	RING1B/RNF2 Rabbit mAb	WB,IP	H,M,R
 A5563	RING1B/RNF2 Rabbit pAb	WB,IHC,IF,IP,CHIP	H,M,R
 A4784	RNF20 Rabbit mAb	WB	H,M
 A9598	RNF40 Rabbit mAb	WB,IHC	H,M
A6443	RNF40 Rabbit pAb	WB,IHC	H
A18231	SET1A Rabbit pAb	WB	H,M
A20155	SETD1B Rabbit pAb	WB	M,R
A11757	SETD2 Rabbit pAb	WB	H,M,R
A3194	SETD2 Rabbit pAb	WB,IF	H,M,R
 A9225	SETD7 Rabbit mAb	WB	H,M,R
A11267	SIRT1 Rabbit pAb	WB,IHC	H,M,R
A0230	SIRT1 Rabbit pAb	WB,IF	M,R
 A3967	SIRT2 Rabbit mAb	WB	H
A12575	SIRT2 Rabbit pAb	WB,IHC,IF	H,M,R
 A3591	SIRT6 Rabbit mAb	WB	H
A18468	SIRT6 Rabbit pAb	WB,IHC	H,M,R
A2340	SMYD1 Rabbit pAb	WB,IHC,IF	H,M,R
A7308	SMYD1 Rabbit pAb	WB	H,M,R
A6474	SMYD2 Rabbit pAb	WB,IF	H,M
 A2262	SMYD3 Rabbit mAb	WB,IF	H,M,R
A1551	Survivin Rabbit pAb	WB,IHC,IF	H,M,R
A5855	SUV39H2 Rabbit pAb	WB,IF,CHIP	H,M,R
A15442	SUV420H1 Rabbit pAb	WB	H,M,R
A15730	TAF1 Rabbit pAb	WB,IHC	H,M,R
A1506	TET1 Rabbit pAb	WB,IHC,IF	H,M,R
A17306	TET2 Rabbit pAb	WB	H,M
A18319	TET3 Rabbit pAb	WB,IF	H,M
A7612	TET3 Rabbit pAb	WB,IHC,IF	H,M,R
 A0503	UBE2B Rabbit mAb	WB,IHC	H,M,R
A13912	UBE2E1 Rabbit pAb	WB	H,M,R
A7745	VRK1 Rabbit pAb	WB,IHC	H,M,R
A7938	WHSC1 Rabbit pAb	WB,IHC	H,M
 A9519	WSTF Rabbit mAb	WB	H,M,R
A12545	WSTF Rabbit pAb	WB	H,M,R














Histones
















Cat.No.	Product Name	Application	Reactivity
A3298	[KO Validated] Histone H1.0 Rabbit pAb	WB,IHC,IF	H,M,R
A12442	[KO Validated] Histone H2A.Z Rabbit pAb	WB	H,M,R
A6614	[KO Validated] Histone H2A.Z Rabbit pAb	WB,IHC	H,M,R
A18091	[KO Validated] macroH2A.1 Rabbit pAb	WB,IHC,IF	H,M,R
A7045	[KO Validated] macroH2A.1 Rabbit pAb	WB,IHC,IF	H,M,R
 A4342	Histone H1.0 Rabbit mAb	WB,IHC	H,M,R
A6918	Histone H1.0 Rabbit pAb	WB,IHC,IF	H,M,R
A18496	Histone H1t Rabbit pAb	WB,IHC	H,M,R
A18597	Histone H1t Rabbit pAb	WB,IF	M,R
 A3692	Histone H2A Rabbit mAb	WB,IHC,IP	H,M,R,Other (Wide Range)
 A4599	Histone H2A.Z Rabbit mAb	WB	H,M,R
A17813	Histone H2AFV Rabbit pAb	WB,IHC,IF	H,M,R
 A11412	Histone H2AX Rabbit mAb	WB,IHC	H,M,R
A11361	Histone H2AX Rabbit pAb	WB,IHC,IF	H,M,R,Other (Wide Range)
A11463	Histone H2AX Rabbit pAb	WB,IHC,IF,IP	H,M,R,Other (Wide Range)
A11540	Histone H2AX Rabbit pAb	WB,IHC,IF	H,M,R,Other (Wide Range)
A2082	Histone H2AX Rabbit pAb	WB,IHC,IF	H,M,R,Other (Wide Range)
A1958	Histone H2B Rabbit pAb	WB,IHC	H,M,R
A18305	Histone H2B Rabbit pAb	WB	H,M,R
A2348	Histone H3 Rabbit pAb	WB,IHC,IF,IP,ChIP	H,M,R,Other (Wide Range)
A2352	Histone H3 Rabbit pAb	WB,IHC,IP,ChIP	H,M,R,Other (Wide Range)
 A4835	Histone H3.3 Rabbit mAb	WB,IHC,ChIP	H,M,R,Other (Wide Range)
A13824	Histone H3.3 Rabbit pAb	WB	H,M,R,Other (Wide Range)
A1131	Histone H4 Rabbit pAb	WB,IHC	H,M,R,Other (Wide Range)
A7157	Histone H4 Rabbit pAb	WB	H,M,R,Other (Wide Range)
 A9059	macroH2A.1 Rabbit mAb	WB,IHC,IF	H,M,R

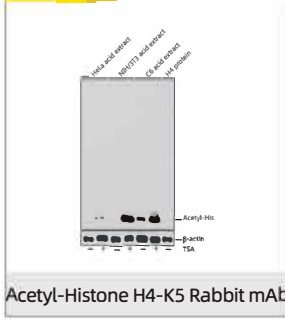
Transcriptional Factors

Cat.No.	Product Name	Application	Reactivity
A2155	[KO Validated] ATF2 Rabbit pAb	WB,IHC,IF	H,M,R
A14896	[KO Validated] CHRAC1 Rabbit pAb	WB,IHC	H,M,R
 A19032	[KO Validated] c-Myc Rabbit mAb	WB,IF,ChIP	H,M
A2283	[KO Validated] EDF1 Rabbit pAb	WB,IHC,IF	H,M,R
 A5083	[KO Validated] GATA2 Rabbit mAb	WB	H,M,R
A1638	[KO Validated] GATA3 Rabbit pAb	WB	H,M,R
 A19717	[KO Validated] IRF3 Rabbit mAb	WB	H,M
A11118	[KO Validated] IRF3 Rabbit pAb	WB,IHC,IF,ChIP	H,M,R
 A19585	[KO Validated] p53 Rabbit mAb	WB,IHC,IP	H,R
A1184	[KO Validated] PML Rabbit pAb	WB,IHC,IF	H,M,R
A0003	[KO Validated] RB Rabbit pAb	WB,IF	H
A19113	[KO Validated] Smad1 Rabbit mAb	WB,IF	H,M
A19114	[KO Validated] Smad2 Rabbit mAb	WB,IF,IP	H,M,R
A19115	[KO Validated] Smad3 Rabbit mAb	WB,IHC,IF,IP	H,M,R
 A19116	[KO Validated] Smad4 Rabbit mAb	WB,IHC,IP	H,M,R
A0561	[KO Validated] SOX2 Rabbit pAb	WB,IHC,IF,IP	H,M,R
 A19566	[KO Validated] STAT3 Rabbit mAb	WB,IHC,IF,IP	H,M,R
 A19567	[KO Validated] STAT5B Rabbit mAb	WB,IP	H,M,R
A2192	[KO Validated] TBP Rabbit pAb	WB	H
A16727	[KO Validated] TFAP4 Rabbit pAb	WB,IF	H,R
A11264	[KO Validated] YAP1 Rabbit pAb	WB,IF,IP	H,M,R
A7704	[KO Validated] YB-1/YBX1 Rabbit pAb	WB,IHC,IF	H,M,R
A1500	[KO Validated] ZEB1 Rabbit pAb	WB,IHC,IF	H,M,R
A8737	[KO Validated] ZMYND8 Rabbit pAb	WB,IHC	H,M,R
A19657	[KO Validated] β -Catenin Rabbit mAb	WB,IHC,IF,IP	H,M,R
A4644	AFF4 Rabbit pAb	WB	H,M
 A4000	AhR Rabbit mAb	WB,IHC	H
A1852	ATF3 Rabbit pAb	WB	H,M,R
A0201	ATF4 Rabbit pAb	WB,IF	H

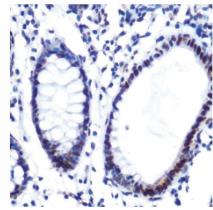
Cat.No.	Product Name	Application	Reactivity
A18687	ATF4 Rabbit pAb	WB,IHC	H,M,R
A0202	ATF6 Rabbit pAb	WB,IHC,IF	H,M,R
 A11477	ATOH1 Rabbit mAb	WB	H
A5393	BACH1 Rabbit pAb	WB,IHC,IF	H,M,R
A6534	BHLHE40 Rabbit pAb	WB,IHC,IF	H,M,R
 A19538	C/EBPB Rabbit mAb	WB	H,M,R
A0904	CEBPA Rabbit pAb	WB,IHC	H,M,R
A0236	c-Fos Rabbit pAb	WB,IHC,IP	H,M,R
A16641	c-Fos Rabbit pAb	WB,IF	H,M,R
A0246	c-Jun Rabbit pAb	WB,IF	H,M,R
A11378	c-Jun Rabbit pAb	WB,IHC,IF,IP	H,M,R
 A10826	CREB1 Rabbit mAb	WB	H,M,R
A11064	CREB1 Rabbit pAb	WB,IF,IP	H,M,R
A11989	CREB1 Rabbit pAb	WB,IHC,IF,IP	H,M,R
A6567	CREB3 Rabbit pAb	WB,IF	H,M,R
A5624	CREM Rabbit pAb	WB,IHC	H,M,R
 A9231	CTIP1/BCL11A Rabbit mAb	WB,IHC	H,M,R
A2213	CUX1 Rabbit pAb	WB,IHC,IF	H,M,R
A5814	CXXC1 Rabbit pAb	WB,IHC,IF	H,M,R
 A20987	DDIT3/CHOP Rabbit mAb	WB,IHC	H,M,R
A6504	DDIT3/CHOP Rabbit pAb	WB,IHC,IF	H,M,R
 A5214	DP1/TFDP1 Rabbit mAb	WB,IHC	H,R
A1135	E2F8 Rabbit pAb	WB	H,M,R
A2722	EGR1 Rabbit pAb	WB,IF	H,M,R
A6371	ESE1/ELF3 Rabbit pAb	WB,IHC,IF	H,M,R
 A12976	ESR α Rabbit mAb	WB,IF	H,M,R
A2546	Estrogen Receptor beta Rabbit pAb	WB	H,M,R
A7184	ETV1 Rabbit pAb	WB,IF	H,M,R
A5644	FLI1 Rabbit pAb	WB,IHC,IP	H,M
A5372	FOSL1 Rabbit pAb	WB,IHC,IF	H,M,R
A2493	FOXM1 Rabbit pAb	WB,ChIP	H,M,R
A7185	FOXM2 Rabbit pAb	WB	H,M
A2934	FOXO1 Rabbit pAb	WB	H,M,R
 A4953	FOXP3 Rabbit mAb	WB,IP	H
A12051	FOXP3 Rabbit pAb	WB,IHC	H,M,R
A0677	GATA2 Rabbit pAb	WB,IHC	H,M,R
 A19636	GATA3 Rabbit mAb	WB,IP	H,M
 A4306	GATA4 Rabbit mAb	WB,IHC	H,M,R
 A19583	Glucocorticoid Receptor Rabbit mAb	WB,IP	H,M,R
A2164	Glucocorticoid Receptor Rabbit pAb	WB,IHC,IF	H,M,R
A7044	HAND2 Rabbit pAb	WB,IF	H,M,R
A16110	HEY1 Rabbit pAb	WB,IHC,IF	H,M,R
A11945	HIF1 α Rabbit pAb	WB,IHC,IF	H,M,R
A16873	HIF1 α Rabbit pAb	WB,IHC	H,M,R
A2085	HNF4A Rabbit pAb	WB	H,M,R
A14002	IFI16 Rabbit pAb	WB,IHC	H,M,R
A2007	IFI16 Rabbit pAb	WB,IF	H,M,R
A7692	IRF1 Rabbit pAb	WB,IHC,IF	H,M,R
A0816	IRF3 Rabbit pAb	WB,IHC,IF	H,M,R
A11373	IRF3 Rabbit pAb	WB,IHC,IF	H,M,R
A2172	IRF3 Rabbit pAb	WB,IHC,IF,IP	H,M,R
 A11106	IRF5 Rabbit mAb	WB,IP	H,M
A5798	IRF8 Rabbit pAb	WB	H,M
 A0871	Islet1 Rabbit mAb	WB,IHC	H,M,R
 A19714	I κ B α Rabbit mAb	WB,IHC	H,M,R
 A19568	KAP1/TRIM28 Rabbit mAb	WB,IHC,IP	H,M,R
A16480	KLF2 Rabbit pAb	WB,IHC,IF	H,M,R
 A13673	KLF4 Rabbit mAb	WB,IHC,IF,IP	H,M,R
A7196	KLF9 Rabbit pAb	WB,IF	H,M,R
A12385	MEF2C Rabbit pAb	WB,IHC,IF	H,M,R
A2585	MEF2C Rabbit pAb	WB,IHC	H,M,R
 A11649	MITF Rabbit mAb	WB,IHC,IF	H,M,R
A0499	MYCN Rabbit pAb	WB,IHC,IF	H,M,R
A0671	MYOD1 Rabbit pAb	WB,IF	H,M,R

Cat.No.	Product Name	Application	Reactivity
A16218	MYOD1 Rabbit pAb	WB,IF	H,M,R
A3232	NANOG Rabbit pAb	WB	H,M,R
 A19086	NeuN Rabbit mAb	WB,IHC,IF	H,M,R
A1147	NEUROD1 Rabbit pAb	WB	H,M,R
A19597	NFAT2 Rabbit mAb	WB	H
A1539	NFAT2 Rabbit pAb	WB,IHC,IF	H,M,R
A3107	NFATC2 Rabbit pAb	WB,IHC,IF	H,M,R
A6666	NFATC3 Rabbit pAb	WB,IHC,IF	H,M,R
 A19653	NF-κB p65/RelA Rabbit mAb	WB,IHC,IF,IP	H,M,R,Mk
A6667	NFKB1 Rabbit pAb	WB,IHC,IF	H,M,R
A14754	NFKB1 Rabbit pAb	WB,IF	H,M,R
 A19605	NF-κB2 Rabbit mAb	WB,IHC	H,M,R
A3108	NF-κB2 Rabbit pAb	WB,IHC,IF	H,M,R
A5567	NF-κB2 Rabbit pAb	WB,IHC,IF	H,M,R
 A19090	Notch1 Rabbit mAb	WB,IP	H,M
A16673	Notch1 Rabbit pAb	WB,IHC,IF	H,M,R
A3115	NOTCH3 Rabbit pAb	WB,IF	H,M,R
A8303	NOTCH4 Rabbit pAb	WB,IF	H,M,R
A1740	NR0B1 Rabbit pAb	WB,IF	H,M
A1836	NR0B2 Rabbit pAb	WB,IHC,IF	H,M,R
A8320	NR1H4 Rabbit pAb	WB	H,M
A1970	NR1I3 Rabbit pAb	WB,IF	H,M,R
 A3252	NRF1 Rabbit mAb	WB,IHC,IP,ChIP	H,M,R
A0674	NRF2 Rabbit pAb	WB,IHC,IF,IP	H,M,R
A11159	NRF2 Rabbit pAb	WB,IHC,IF	H,M,R
A1244	NRF2 Rabbit pAb	WB,IHC,IF,IP	H,M,R
A7920	OCT4 Rabbit pAb	WB,IHC	H,M,R
 A10610	p53 Mouse mAb	WB,IHC,IF	H,M
A0263	p53 Rabbit pAb	WB,IHC,IF,ChIP,IP	H,M,R
A3185	p53 Rabbit pAb	WB,IHC,IF,IP	H,M,R
 A19652	p63 Rabbit mAb	WB,IHC	H,M
A1675	PAX3 Rabbit pAb	WB,IHC,IF	H,M,R
 A19099	PAX6 Rabbit mAb	WB,IHC	H,M,R
A5760	PCGF6 Rabbit pAb	WB,IF	H,M,R
A5797	Pea3 / ETV4 Rabbit pAb	WB,IHC,IF	H,M,R
A8449	PER1 Rabbit pAb	WB,IHC,IF	H,M,R
A7803	PHF11 Rabbit pAb	WB,IF	H,M,R
A8065	PHF19 Rabbit pAb	WB,IHC,IF	H,M,R
AP0038	Phospho-c-Fos-T232 Rabbit pAb	WB,IF	H,M,R
AP0333	Phospho-CREB1-S133 Rabbit pAb	WB,IHC	H,M,R
AP0347	Phospho-ESRα-S106 Rabbit pAb	WB,IHC,IF	H,M
 AP0707	Phospho-IκBα-S32 Rabbit mAb	WB	H,M,R
 AP0115	Phospho-mTOR-S2448 Rabbit mAb	WB	H,M
AP0094	Phospho-mTOR-S2448 Rabbit pAb	WB,IF	H,M,R
AP0123	Phospho-NF-κB p65/RelA-S276 Rabbit pAb	WB,IF	H,M,R
AP0445	Phospho-NF-κB p65/RelA-S311 Rabbit pAb	WB,IHC	H,M
AP0446	Phospho-NF-κB p65/RelA-S468 Rabbit pAb	WB	H,M
AP0124	Phospho-NF-κB p65/RelA-S536 Rabbit pAb	WB,IHC	H,M,R
AP0475	Phospho-NF-κB p65/RelA-S536 Rabbit pAb	WB,IHC	H,M,R
AP0418	Phospho-NF-κB2-S866 Rabbit pAb	WB,IHC,IF	H,M,R
AP0419	Phospho-NF-κB2-S870 Rabbit pAb	WB	H
AP0083	Phospho-p53-S15 Rabbit pAb	WB,IF,IP	H,M,R
AP0476	Phospho-p53-S46 Rabbit pAb	WB,IP	H,M
AP0444	Phospho-RB-S780 Rabbit pAb	WB,IHC	H,M,R
AP0850	Phospho-Smad1-S463/465 + Smad5-S463/465 + Smad9-S465/467 Rabbit pAb	WB	H,M
AP0548	Phospho-Smad2-S465/467 + Smad3-S423/425 Rabbit pAb	WB,IHC,IF	H,M,R
AP0269	Phospho-Smad2-S467 Rabbit pAb	WB	H
 AP0727	Phospho-Smad3-S423/S425 Rabbit mAb	WB,IHC	H,M,R
AP0109	Phospho-STAT1-S727 Rabbit pAb	WB,IHC,IP	H,M,R
AP0453	Phospho-STAT1-S727 Rabbit pAb	WB,IHC,IF	H,M,R
 AP0054	Phospho-STAT1-Y701 Rabbit mAb	WB	H,M,R
AP0284	Phospho-STAT2-Y690 Rabbit pAb	WB	H,M,R
 AP0715	Phospho-STAT3-S727 Rabbit mAb	WB,IHC	H,M,R

Cat.No.	Product Name	Application	Reactivity
 AP0705	Phospho-STAT3-Y705 Rabbit mAb	WB,IP	H,M
AP0137	Phospho-STAT4-Y693 Rabbit pAb	WB,IHC	H
AP0489	Phospho-YAP1-S127 Rabbit pAb	WB,IHC,IF	H,M,R
AP0579	Phospho-β-Catenin-S552 Rabbit pAb	WB	H,M,R
A1870	PITX2 Rabbit pAb	WB	H,M,R
A5863	PLZF Rabbit pAb	WB,IHC	H,M,R
A19646	PML Rabbit mAb	WB	H,M,R
A3683	POU2F1/OCT1 Rabbit mAb	WB,IHC	H,M
A5656	PPARD Rabbit pAb	WB,IHC,IF	H,M,R
A18252	PPARα Rabbit pAb	WB	H,M
A0270	PPARγ Rabbit pAb	WB,IHC,IF	H,M,R
A11183	PPARγ Rabbit pAb	WB,IHC	H,M,R
A19697	Progesterone Receptor Rabbit mAb	WB,IHC	H
A0321	Progesterone Receptor Rabbit pAb	WB,IHC	H,M,R
A1583	PXR Rabbit pAb	WB,IHC	H,M,R
A17038	PXR Rabbit pAb	WB,IF	H,M,R
 A3618	RB Rabbit mAb	WB,IF	H
A17005	RB Rabbit pAb	WB,IHC,IF	H,M,R
A2415	REST/NRSF Rabbit mAb	WB,IP	H,M,R
A6971	RORA Rabbit pAb	WB	H,M,R
A20836	RUNX1/2/3 Rabbit mAb	WB	H,M,R
A5115	RUNX1/2/3 Rabbit mAb	WB	H,M
A2055	RUNX1/2/3 Rabbit pAb	WB,IHC,IF	H,M,R
A1057	Slug Rabbit pAb	WB,IF	H,M,R
A5657	Smad4 Rabbit pAb	WB,IHC,IF	H,M,R
A11794	Snail Rabbit pAb	WB,IHC	H,M,R
A12301	Snail Rabbit pAb	WB,IHC,IF	H,M,R
A5243	Snail Rabbit pAb	WB,IHC,IF	H,M,R
A5544	Snail Rabbit pAb	WB,IHC	H,M,R
 A19118	SOX2 Rabbit mAb	WB	H,M,R
 A19710	SOX9 Rabbit mAb	WB,IHC,IF,IP	H,M,R
 A19649	SP1 Rabbit mAb	WB,IHC,IF,ChIP	H,M,R
A15586	SREBP1 Rabbit pAb	WB,IHC	H,M,R
A13049	SREBP2 Rabbit pAb	WB,IHC,IF	H,M,R
 A19563	STAT1 Rabbit mAb	WB,IP	H,M,R
A12075	STAT1 Rabbit pAb	WB,IHC,IF,IP	H,M,R
 A3588	STAT2 Rabbit mAb	WB	H,M,R
A1192	STAT3 Rabbit pAb	WB,IHC,IF	H,M,R
 A4523	STAT4 Rabbit mAb	WB,IF,IP	H,M,R
A12356	STAT5B Rabbit pAb	WB,IHC,IF	H,M,R
 A19225	SUPT5H/SPT5 Rabbit mAb	WB,IHC,IF	H,M,R
A1141	TCF4 Rabbit pAb	WB,IF	H,M,R
 A5092	TEAD1 Rabbit mAb	WB	H
 A5218	TEAD1 Rabbit mAb	WB,IP,ChIP	H,M,R
A13366	TEAD1 Rabbit pAb	WB,IHC,IF,ChIP	H,M,R
A6768	TEAD1 Rabbit pAb	WB,IF,ChIP	H,M,R
A7454	TEAD3 Rabbit pAb	WB,IHC,IF	H,M,R
A4151	TEAD4 Rabbit pAb	WB	H,M,R
A1506	TET1 Rabbit pAb	WB,IHC,IF	H,M,R
A7311	TFEB Rabbit pAb	WB,IHC,IF	H,M,R
A1582	THRB Rabbit pAb	WB,IF	H,M,R
A3237	Twist Rabbit pAb	WB,IHC	H,M,R
A13560	USF1 Rabbit pAb	WB,IHC	H,M
 A20840	VDR Rabbit mAb	WB	H,M
A2194	VDR Rabbit pAb	WB,IHC,IF	H,M,R
A7938	WHSC1 Rabbit pAb	WB,IHC	H,M
 A2446	WT1 Rabbit mAb	WB,IHC	M,R
A1198	WT1 Rabbit pAb	WB	H,M,R
A1731	XBP1 Rabbit pAb	WB,IF	H,M,R
 A19134	YAP1 Rabbit mAb	WB,IHC,IF,IP	H,M
A1001	YAP1 Rabbit pAb	WB,IHC,IF	H,M,R
 A3534	YB-1/YBX1 Rabbit mAb	WB,IHC,IF,IP,ChIP	H,M,R
A6318	YEATS4 Rabbit pAb	WB,IHC,IF	H,M,R
A11932	β-Catenin Rabbit pAb	WB,IF,IP	H,M,R

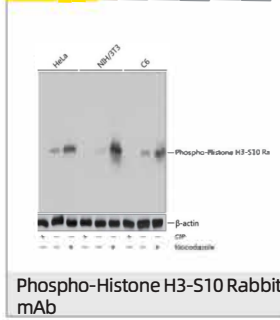
A19525

Acetyl-Histone H4-K5 Rabbit mAb

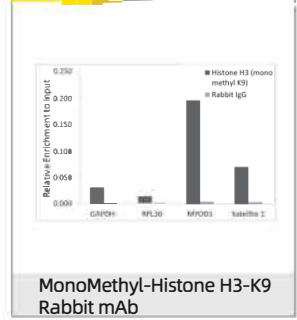
A4827

Human colon

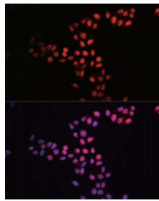
Hydroxyl-Histone H2A-Y39 Rabbit mAb

AP0002

Phospho-Histone H3-S10 Rabbit mAb

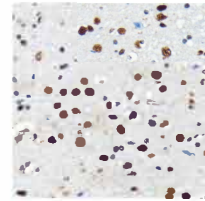
A20734

MonoMethyl-Histone H3-K9 Rabbit mAb

A19667


HeLa cells

[KO Validated] SIRT1 Rabbit mAb

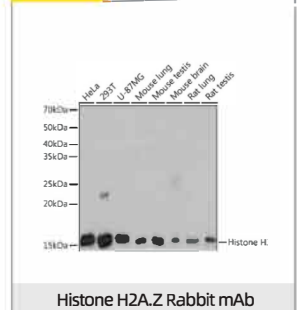
A19626

Mouse brain

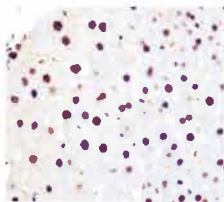
HDAC2 Rabbit mAb

A43_42

Histone H1.0 Rabbit mAb

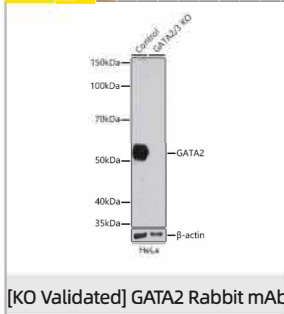
A4599

Histone H2A.Z Rabbit mAb

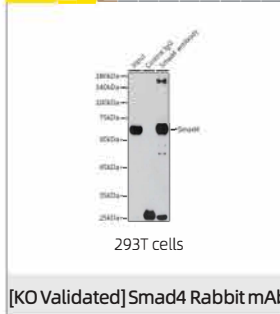
A4835

Mouse liver

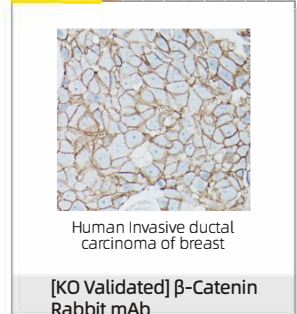
Histone H3.3 Rabbit mAb

A5083

[KO Validated] GATA2 Rabbit mAb

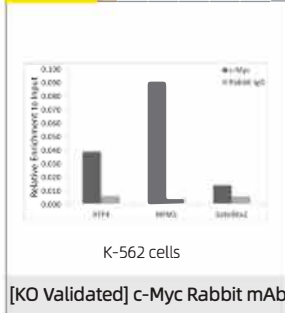
A19116

[KO Validated] Smad4 Rabbit mAb

A19657


Human Invasive ductal carcinoma of breast

[KO Validated] β-Catenin Rabbit mAb

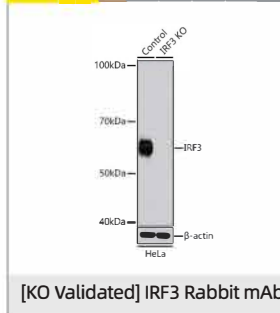
A19032

K-562 cells

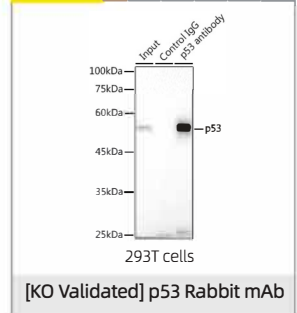
[KO Validated] c-Myc Rabbit mAb

A19566

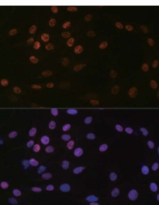
[KO Validated] STAT3 Rabbit mAb

A19717

[KO Validated] IRF3 Rabbit mAb


A19585

[KO Validated] p53 Rabbit mAb

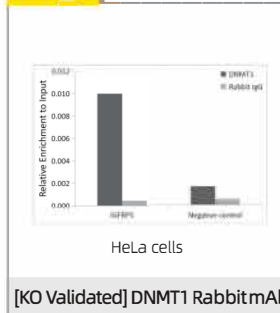
A4423

C6 cells

KAT1/HAT1 Rabbit mAb

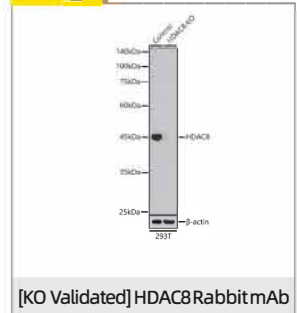
A19537

HDAC3 Rabbit mAb

A19679

HeLa cells

[KO Validated] DNMT1 Rabbit mAb

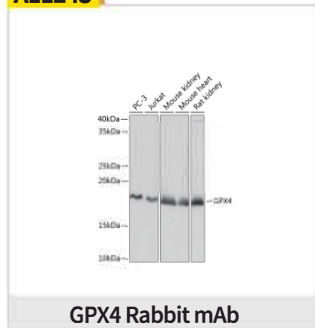
A8865

[KO Validated] HDAC8 Rabbit mAb

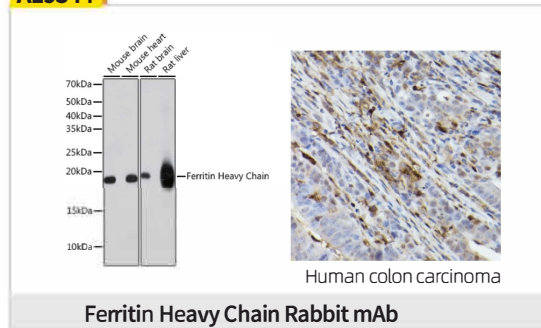
Iron Homeostasis & Ferroptosis

Ferroptosis is a relatively new form of regulated cell death that was first described less than a decade ago. Since its discovery, ferroptosis has been shown to occur in several other disease models, including cancer, neurodegeneration, liver disease, kidney failure, and cardiovascular disease. The mechanisms underlying ferroptosis were discovered through small-molecule screens of anti-cancer drugs. Ferroptosis has characteristics that are distinct from other forms of regulated cell death: iron dependency, disturbances in redox balance mediated by glutathione (GSH) and glutathione peroxidase 4 (GPX4), and lipid peroxidation.

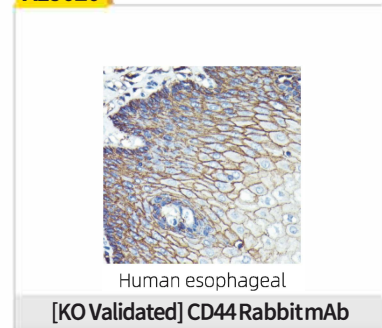
A11243



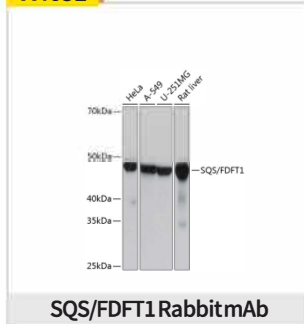
A19544



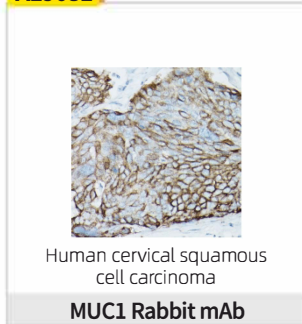
A19020



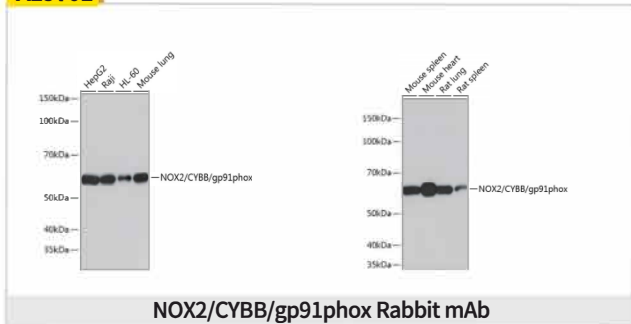
A4651



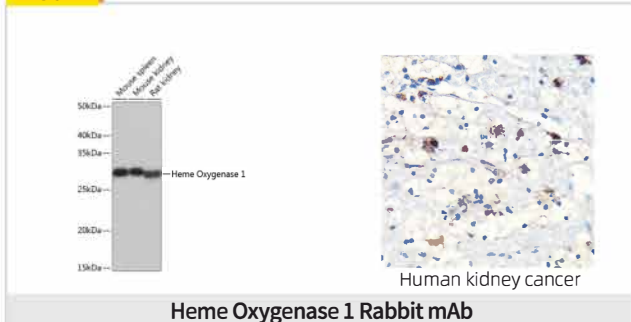
A19081



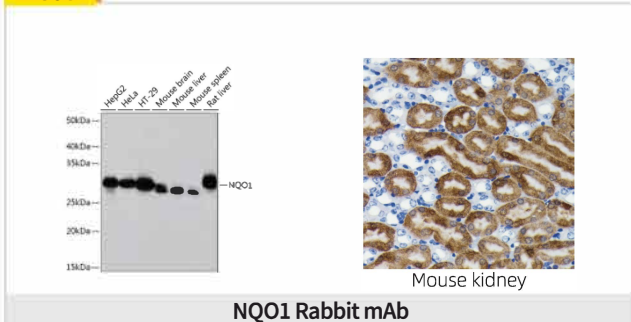
A19701



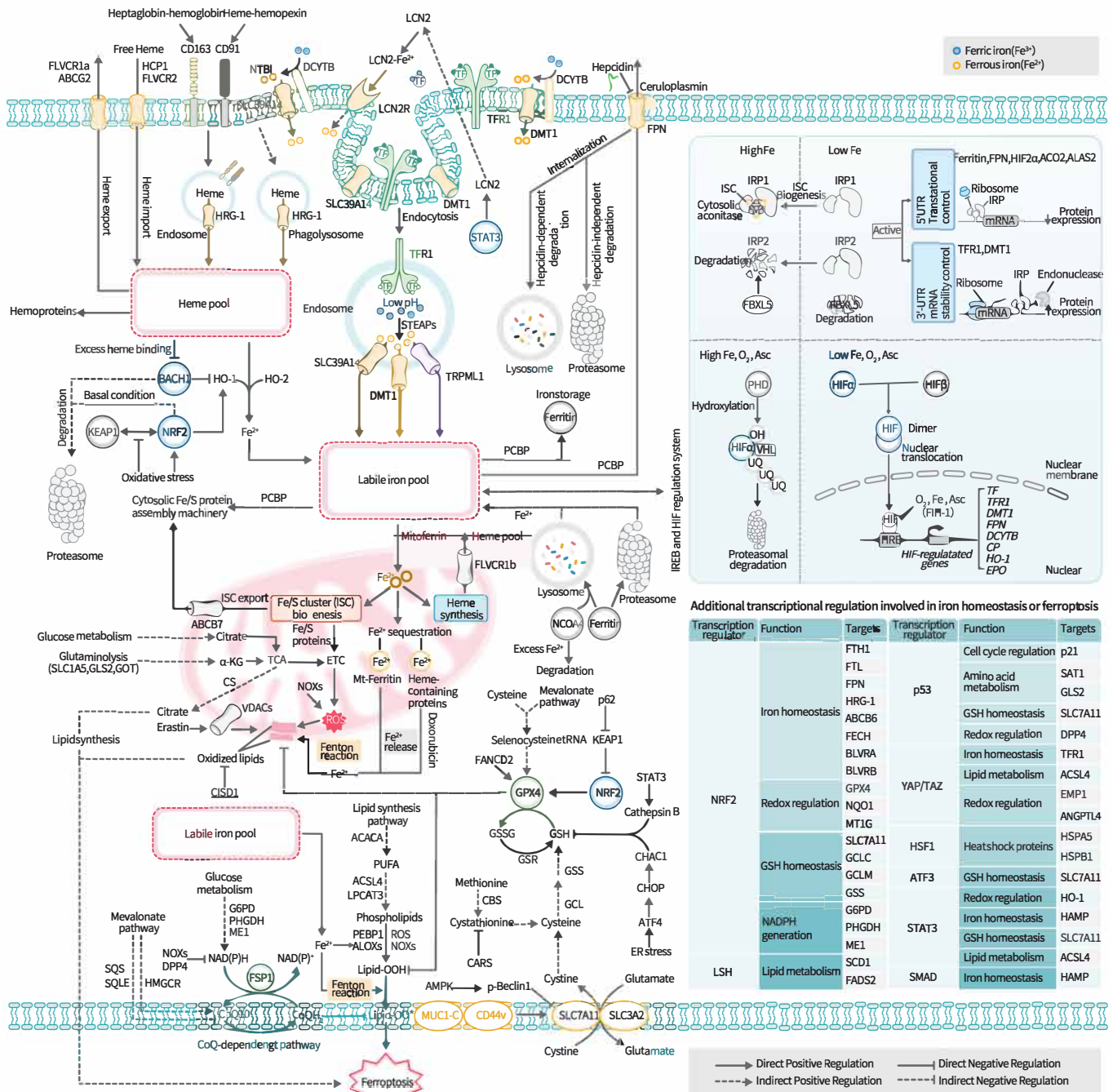
A19062



A19586



Iron Homeostasis and Ferroptosis Pathway

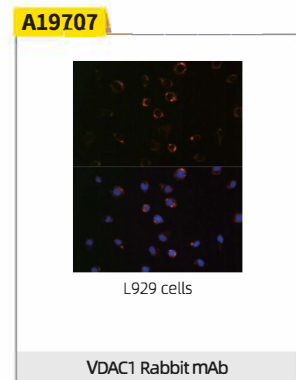
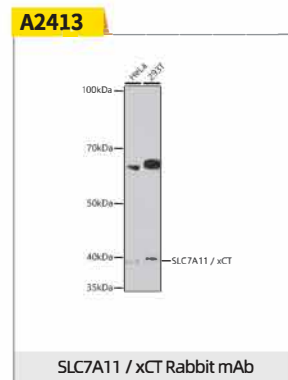
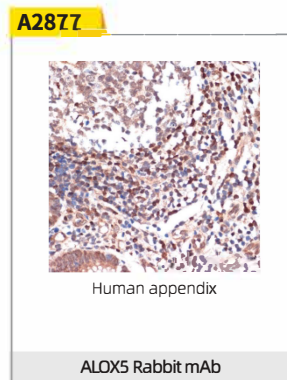
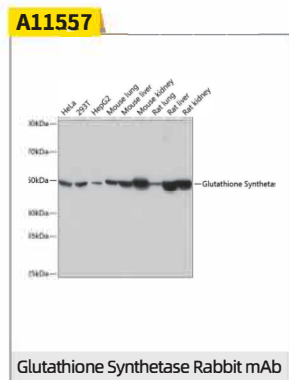


Ferroptosis is an iron-dependent programmed cell death resulting from alterations of metabolic processes and accumulation of lipid peroxidation. Ferroptosis initiation and execution lies at the intersection of amino acid, lipid, and iron metabolism, but ferroptosis sensitivity is also modulated by several lines of mechanisms, including A) the regulation GSH and redox homeostasis, such as function of system Xc-, GPX4 regulation, FSP1-CoQ10- NAD(P)H pathway, MVA pathway, glutamine metabolic pathway, NRF2 and p53 regulatory axis; B) the regulation of iron homeostasis, such as the regulation of ATG5-ATG7-NCOA4 pathway, IREB regulation system, and the regulatory pathways of heatshock proteins; C) related enzymes around glucose and lipid metabolism, such as PHGDH, G6PD, ACSL4, and LPCAT3, etc.; D) mitochondria function regulation, such as VDAC, ETC, TCA cycle and glutaminolysis.




























Antibodies for Iron Homeostasis & Ferroptosis Research

Category	Target Name	Cat.No.	Product Name	Application	Reactivity
Iron uptake and export	TFRC	A5865	TFRC Rabbit pAb	WB,IHC,IF,IP	H,M,R
	ZIP14	A10413	ZIP14 Rabbit pAb	WB,IF	H,M,R
	DMT1	A10231	DMT1 Rabbit pAb	WB,IHC,IF	H,M,R
	STEAP3	A0683	STEAP3 Rabbit pAb	WB	H,M
	Ceruloplasmin	A20229	Ceruloplasmin Rabbit mAb	WB,IHC,IF	H,M,R
	Hepcidin	A1601	Hepcidin Rabbit pAb	WB	H,M
Iron chaperone	PCBP1	A1044	hnRNP E1/PCBP1 Rabbit pAb	WB,IHC,IF	H,M,R
		A19276	hnRNP E1/PCBP1 Rabbit mAb	WB	H,M,R
	PCBP2	A2531	PCBP2 Rabbit pAb	WB,IHC,IF	H,M,R
Iron storage	FTH1	A19544	Ferritin Heavy Chain Rabbit mAb	WB,IHC	H,M,R
		A1144	Ferritin Heavy Chain Rabbit pAb	WB,IHC,IF	H,M,R
	FTL	A11241	Ferritin Light Chain Rabbit mAb	WB,IHC	H,M,R
		A18051	[KO Validated] Ferritin Light Chain Rabbit pAb	WB,IHC,IF	H,M
Iron regulatory proteins	IRP1	A7867	IREB1 Rabbit pAb	WB,IHC	H,M,R
	IRP2	A6382	IREB2 Rabbit pAb	WB,IF	H,M,R
	FBXL5	A5602	FBXL5 Rabbit pAb	WB,IHC	H,M,R
Ferritinophagy	NCOA4	A5695	NCOA4 Rabbit pAb	WB,IHC,IF	H,M,R
Transcriptional regulators	HIF	A16873	HIF1 α Rabbit pAb	WB,IHC	H,M,R
		A19532	HIF1 β /ARNT Rabbit mAb	WB,IHC	H
		A7553	EPAS1/HIF2 α Rabbit pAb	WB,IHC,IF	H,M,R
	PHD/EGLN1	A14557	[KO Validated] PHD2 Rabbit pAb	WB,IHC,IF	H,M,R
	NRF2	A11159	NRF2 Rabbit pAb	WB,IHC,IF	H,M,R
	BACH1	A5393	BACH1 Rabbit pAb	WB,IHC,IF	H,M,R
	HSF1	A13765	HSF1 Rabbit pAb	WB,IHC,IF	H,M,R
	p53	A19585	[KO Validated] p53 Rabbit mAb	WB,IHC,IP	H,R
		A5761	p53 Rabbit pAb	WB,IHC,IP	H,M,R
	ATF3	A13469	ATF3 Rabbit pAb	WB,IHC,IF	H,M,R
	ATF4	A0201	ATF4 Rabbit pAb	WB,IF	H
	CHOP	A20987	DDIT3/CHOP Rabbit mAb	WB,IHC	H,M,R
	YAP	A19134	YAP1 Rabbit mAb	WB,IHC,IF,IP	H,M
	TAZ	A12722	Tafazzin / TAZ Rabbit pAb	WB	H,M,R
	ZEB1	A5600	ZEB1 Rabbit pAb	WB,IHC,IF	H,M,R
		A19566	[KO Validated] STAT3 Rabbit mAb	WB,IHC,IF,IP	H,M,R
		STAT3	AP0715	Phospho-STAT3-S727 Rabbit mAb	WB,IHC
AP0705			Phospho-STAT3-Y705 Rabbit mAb	WB,IP	H,M
GPX4		A11243	[KO Validated] GPX4 Rabbit mAb	WB,IP	H,M,R
Redox regulation	FSP1/AIFM2	A12128	AIFM2 Rabbit pAb	WB	H,M,R
	CISD1	A10317	CISD1 Rabbit pAb	WB,IHC	H,M,R
	NQO1	A19586	NQO1 Rabbit mAb	WB,IHC,IP	H,M,R
	HO-1	A19062	Heme Oxygenase 1 (HO-1/HMOX1) Rabbit mAb	WB,IHC	H,M,R
	NFS1	A6688	PIK3CG Rabbit pAb	WB,IHC,IF	H,M,R
		A2877	ALOX5 Rabbit mAb	WB,IHC,IF	H,M,R
	ALOXs	A16210	ALOX12B Rabbit pAb	WB	H,M,R
		A6865	ALOX15B Rabbit pAb	WB,IF	H,M,R
	PEBP1	A12768	PEBP1 Rabbit mAb	WB	H,M,R
		A0578	PEBP1 Rabbit pAb	WB,IF,IP	H,M,R
	DPP4/CD26	A4252	CD26/DPP4 Rabbit mAb	WB	H,M,R
	NOXs	A8527	NOX1 Rabbit pAb	WB	H,M,R
		A19701	NOX2/gp91phox Rabbit mAb	WB	H,M,R
A3656		NOX4 Rabbit mAb	WB	M,R	
A11274		[KO Validated] NOX4 Rabbit pAb	WB,IHC	H,M,R	
GSH homeostasis regulation	SLC7A11	A13685	SLC7A11/xCT Rabbit pAb	WB,IF	H,M,R
		A2413	SLC7A11/xCT Rabbit mAb	WB	H,M,R
	Beclin 1	A7353	Beclin 1 Rabbit pAb	WB,IHC,IF,IP	H,M,R
	CD44	A19020	CD44 Rabbit mAb	WB,IHC	H
A12410		[KO Validated] CD44 Rabbit pAb	WB,IHC,IF	H,M,R	

Category	Target Name	Cat.No.	Product Name	Application	Reactivity
GSH homeostasis regulation	MUC1	A19081	MUC1 Rabbit mAb	WB,IHC	H,M,R
	GCLC	A4499	GCLC Rabbit mAb	WB,IHC	H,R
		A1038	GCLC Rabbit pAb	WB,IF	H,M,R
	GCLM	A13989	GCLM Rabbit pAb	WB,IHC	H,M
		A11444	GCLM Rabbit mAb	WB	H
	GSS	A14535	[KO Validated] Glutathione Synthetase (GSS) Rabbit pAb	WB,IF	H,M,R
		A11557	Glutathione Synthetase (GSS) Rabbit mAb	WB,IF	H,M,R
	CBS	A11612	CBS Rabbit mAb	WB,IHC,IF	H,M,R
	ABCC1	A2223	MRP1/ABCC1 Rabbit mAb	WB	H
	SLC1A5	A6981	SLC1A5 Rabbit pAb	WB	H,M
	GLS2	A16029	GLS2 Rabbit pAb	WB,IF	H,M,R
	SAT1	A2506	SAT1 Rabbit pAb	WB	H
	GOT1	A11363	GOT1 Rabbit mAb	WB,IHC,IF	H,M,R
		A5822	GOT1 Rabbit pAb	WB,IHC,IF	H,M,R
CARS	A0438	CARS Rabbit mAb	WB,IHC	H,R	
CHAC1	A15584	CHAC1 Rabbit pAb	WB	H,R	
Lipid metabolism	LSH	A5831	[KO Validated] HELLS Rabbit pAb	WB,IHC,IP	H,M,R
	SCD	A16429	SCD Rabbit pAb	WB,IHC,IF	H,M,R
	FADS2	A10270	FADS2 Rabbit pAb	WB	H,M,R
	ACSL3	A11679	ACSL3 Rabbit pAb	WB,IHC	H,M,R
	ACSL4	A20414	ACSL4 Rabbit mAb	WB,IP	H,M,R
	LPCAT3	A17604	LPCAT3 Rabbit pAb	WB	H,M,R
	CS	A4569	Citrate synthetase Rabbit mAb	WB,IHC,IF	H,M,R
	ACACA	A15606	ACC1 Rabbit pAb	WB,IHC,IF	H,M,R
		A19627	ACC1 Rabbit mAb	WB,IHC	H,M,R
	MVA pathway	HMGCR	A19063	HMGCR Rabbit mAb	WB
A16875			HMGCR Rabbit pAb	WB,IHC,IF	H,M,R
SQS/FDFT1		A4651	SQS/FDFT1 Rabbit mAb	WB	H,M,R
		A6229	SQS/FDFT1 Rabbit pAb	WB,IHC,IF	H,M,R
SQLE	A2428	SQLE Rabbit pAb	WB,IHC,IF	H,M,R	
Glucose metabolism regulation	PHGDH	A19974	[KO Validated] PHGDH Rabbit pAb	WB,IF	H,M,R
	G6PD	A11234	G6PD Rabbit mAb	WB	H
	ME1	A3956	ME1 Rabbit pAb	WB	H,M,R
	PHKG2	A14040	PHKG2 Rabbit pAb	WB	H,M,R
Heatshock proteins	GRP78/BiP	A0241	BiP/GRP78 Rabbit pAb	WB,IHC	H,M,R
		A4908	BiP/GRP78 Rabbit mAb	WB	H,M
	HSPB1	A16332	[KO Validated] HSP27/HSPB1 Rabbit pAb	WB,IHC,IF	H,M,R
		A11156	HSP27/HSPB1 Rabbit mAb	WB,IF	H,M,R
DNA damage related	FANCD2	A18055	[KO Validated] FANCD2 Rabbit pAb	WB,IF	H
		A19692	FANCD2 Rabbit mAb	WB	H,M,R
Mitochondria regulation	VDAC1	A19707	VDAC1 Rabbit mAb	WB,IHC,IF	H,M,R
	VDAC2	A18683	VDAC2 Rabbit pAb	WB,IHC,IF	H,M,R
	VDAC3	A10544	VDAC3 Rabbit pAb	WB,IHC,IF	H,M,R

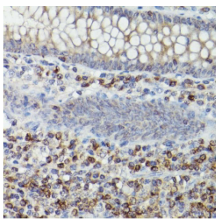


Antibodies for Apoptosis Research

Category	Target Name	Cat.No.	Product Name	Application	Reactivity		
Bcl2 family	Pro-survival	A19693	Bcl-2 Rabbit mAb	WB,IHC,IP	H,M,R		
		A0208	Bcl-2 Rabbit pAb	WB,IHC,IF,IP	H,M,R		
		A11025	Bcl-2 Rabbit pAb	WB,IHC,IF,IP	H,M,R		
		A10993	 MCL1 Rabbit mAb	WB,IHC	H,M,R		
		A18001	[KO Validated] MCL1 Rabbit pAb	WB,IHC,IF	H,M,R		
		A13471	Bcl-W Rabbit pAb	WB,IHC	H,M,R		
	Pro-apoptosis	Bcl-xL	A19703	 Bcl-XL Rabbit mAb	WB	H,M,R	
			A0209	Bcl-XL Rabbit pAb	WB,IHC,IF,IP	H,M,R	
			A19684	 Bax Rabbit mAb	WB,IHC,IF	H,M,R	
		Bax	A18642	 [KO Validated] Bax Rabbit mAb	WB,IHC,IP	H,M	
			A20227	 Bax Rabbit mAb	WB,IHC,IF,IP	H,M,R	
			A0207	[KO Validated] Bax Rabbit pAb	WB,IHC,IF,IP	H,M,R	
			A11550	[KO Validated] Bax Rabbit pAb	WB,IF,IP	H,M,R	
			A12009	[KO Validated] Bax Rabbit pAb	WB,IHC,IF,IP	H,M,R	
			Bak	A10754	 Bak Rabbit mAb	WB	H
				A18002	[KO Validated] Bak Rabbit pAb	WB,IHC	H,R
		Bad	A19595	 Bad Rabbit mAb	WB,IHC	H,M,R	
			AP1010	 Phospho-Bad-S112 Rabbit mAb	WB	H,M	
		Bid	A0210	Bid Rabbit pAb	WB,IF	H,M,R	
Bim	A19702	 Bim Rabbit mAb	WB	H,M,R			
Puma	A3752	 PUMA Rabbit mAb	WB,IHC,IF	H,M,R			
Caspase family	Caspase-2	A4888	 Caspase-2 Rabbit mAb	WB	H,R		
		A5724	Caspase-2 Rabbit pAb	WB,IHC	H,M,R		
	Caspase-8	A19549	 Caspase-8 Rabbit mAb	WB	H		
		A0215	Caspase-8 Rabbit pAb	WB,IHC,IF	H,M,R		
	Caspase-12	A0217	Caspase-12 Rabbit pAb	WB,IHC,IF	H,M,R		
		A11910	 Caspase-9 Rabbit mAb	WB,IHC,IF	H,M,R		
	Caspase-9	A18676	 [KO Validated] Caspase-9 Rabbit mAb	WB,IF	H,M,R		
		A4919	 Caspase-9 Rabbit mAb	WB	H		
		A2636	Caspase-9 Rabbit pAb	WB,IHC,IF	H,M,R		
	Caspase-10	A0216	Caspase-10 Rabbit pAb	WB	H,M		
	Caspase-3	A19654	 [KO Validated] active + pro Caspase-3 Rabbit mAb	WB	H,M,R		
		A2156	[KO Validated] Caspase-3 Rabbit pAb	WB,IHC,IF	H,M,R		
		A11953	[KO Validated] Caspase-3 Rabbit pAb	WB,IHC,IF,IP	H,M,R		
		A11021	 Active Caspase-3 Rabbit mAb	WB	H		
		A19664	 Caspase-3 p12 Rabbit mAb	WB,IHC,IF	H,M,R		
	Caspase-6	A19559	 Caspase-6 Rabbit mAb	WB,IF	H,M		
		A19552	 Caspase-6 Rabbit mAb	WB,IHC,IF	H,M,R		
Caspase-7	A1524	Caspase-7 Rabbit pAb	WB,IHC,IF	H,M,R			
Death receptors and associated proteins	TRAILR1	A12540	TNFRSF10A Rabbit pAb	WB,IF	H,M,R		
	TRAILR2	A19043	 DR5/TRAILR2/TNFRSF10B Rabbit mAb	WB,IHC,IF	H,M,R		
	Fas	A19582	 [KO Validated] Fas Rabbit mAb	WB,IHC	H,M,R		
	TNFR1	A1540	TNFR1/TNFRSF1A Rabbit pAb	WB,IHC,IF	H,M,R		
	TNFR2	A19127	 TNFR2/TNFRSF1B Rabbit mAb	WB	H,M,R		
	TRADD	A1145	TRADD Rabbit pAb	WB,IHC,IF	H,M		
		A19049	 FADD Rabbit mAb	WB	H		
	FADD	A19838	 FADD Rabbit mAb	WB,IHC	H,M,R		
		A5819	FADD Rabbit pAb	WB,IHC,IP	H,M,R		
		A18082	[KO Validated] FADD Rabbit pAb	WB,IHC,IP	H,R		
	TRAF2	A19129	 TRAF2 Rabbit mAb	WB	H,M,R		
		A0962	[KO Validated] TRAF2 Rabbit pAb	WB,IHC,IF,IP	H,M,R		
	RIP1	A19580	 RIPK1/RIP Rabbit mAb	WB,IP	H		
		AP1115	Phospho-RIPK1-S166 Rabbit pAb	WB	H,M		

Category	Target Name	Cat.No.	Product Name	Application	Reactivity
Inhibitor of apoptosis	cIAP1/BIRC2	A19688	cIAP1 Rabbit mAb	WB,IHC	H,R
	cIAP2/BIRC3	A0833	cIAP2 Rabbit pAb	WB,IHC,IF	H,M,R
	XIAP/BIRC4	A6869	[KO Validated] XIAP Rabbit pAb	WB,IHC,IF	H,M,R
		A20846	[KO Validated] XIAP Rabbit mAb	WB	H,M,R
	cFLIP/CFLAR	A2555	cFLIP Rabbit pAb	WB,IHC	H,M,R
Mitochondrial proteins involved in apoptosis	Cytochrome C	A4912	[KO Validated] Cytochrome C Rabbit mAb	WB,IHC	H,M,R
		A0225	[KO Validated] Cytochrome C Rabbit pAb	WB,IHC,IF	H,M,R
		A13430	Cytochrome C Rabbit pAb	WB,IHC,IF	H,M,R
	APAF1	A0751	APAF1 Rabbit pAb	WB,IF	H,M,R
	VDAC	A19707	VDAC1 Rabbit mAb	WB,IHC,IF	H,M,R
	AIF	A19536	AIF Rabbit mAb	WB,IHC	H,M,R
		A2568	[KO Validated] AIF Rabbit pAb	WB,IHC,IF,IP	H,M,R
	Endo G	A8801	Endo G Rabbit mAb	WB	H,M,R
		A0604	Endo G Rabbit pAb	WB,IHC	H,M,R
	Htra2	A3904	HTRA2 Rabbit mAb	WB	H,M,R
ARTS	A10238	Septin 4 Rabbit pAb	WB,IHC,IF	H,M,R	
Smac / Diablo	A8889	Smac/Diablo Rabbit mAb	WB,IHC,IF	H,M,R	
DNA fragmentation related proteins	PARP	A19596	PARP1 Rabbit mAb	WB,IHC	H,M,R
		A19612	Cleaved PARP1 p25 Rabbit mAb	WB	H,M
		A0942	PARP1 Rabbit pAb	WB,IHC,IF,IP	H,M,R
	DFF40	A10110	DFFB Rabbit pAb	WB,IHC	H,M


A19693



Human appendix

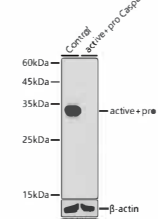
Bcl-2 Rabbit mAb

A4888




Caspase-2 Rabbit mAb

A19654



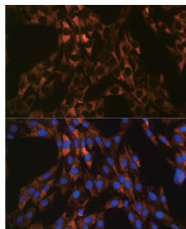
[KO Validated] active + pro Caspase-3 Rabbit mAb

A4912



[KO Validated] Cytochrome C Rabbit mAb

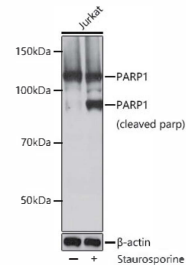
A3752



C6 cells


PUMA Rabbit mAb

A19596



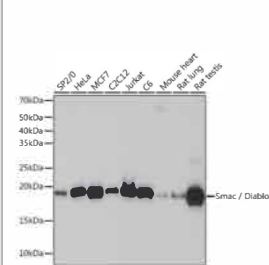
PARP1 Rabbit mAb

A19536



AIF Rabbit mAb

A8889

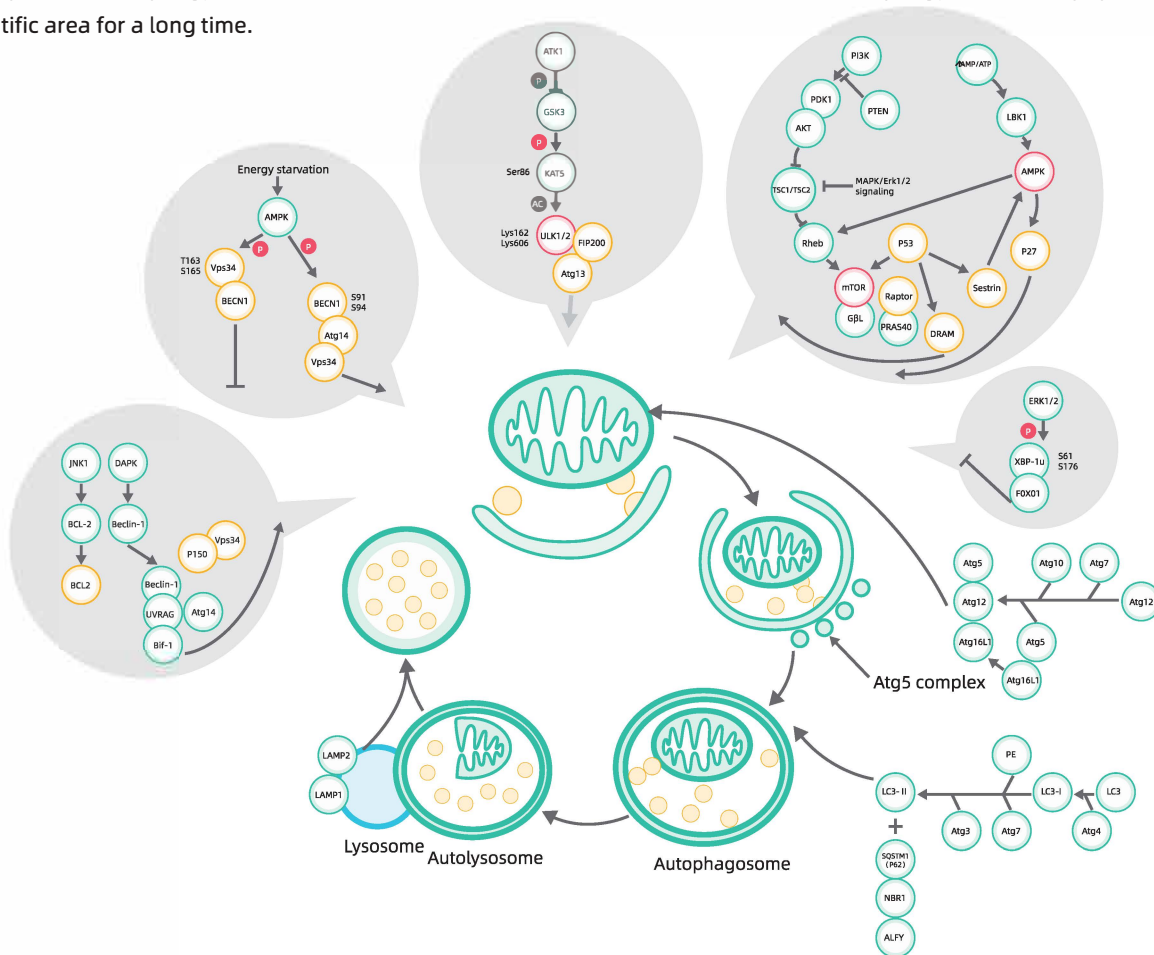


Smac / Diablo Rabbit mAb

Autophagy

Cell autophagy is a highly conservative process in eukaryotes, in which proteins from the ATF family play a key role. Other proteins such as mTOR, Beclin-1, and FoxO are also important in terms of regulatory mechanisms in autophagy. LC3 protein is a central indicator of cellular autophagy. It undergoes post-translational modification during the process. LC3 carboxy-terminal cleavage forms LC3-I (16KD) and is then lipidated to LC3-II (14KD) - the key protein in autophagy formation. The concentration of LC3-II determines the level of autophagy.


Through cell autophagy, organisms can maintain intracellular homeostasis and gain access to the corresponding energy and nutrients. Like apoptosis and cell senescence, autophagy is a very important part in biological development, growth, and other process. Autophagy abnormalities can lead to cancer and other diseases, hence autophagy has been a popular scientific area for a long time.



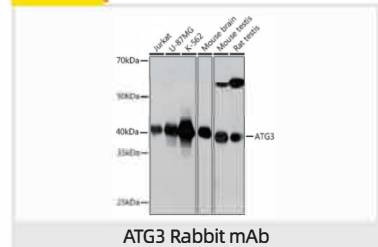
A19700



A6848



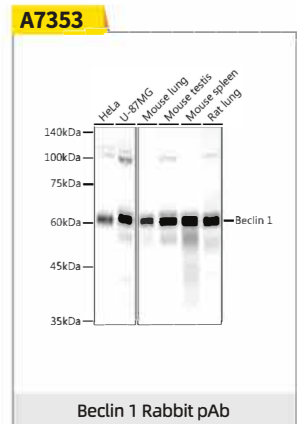
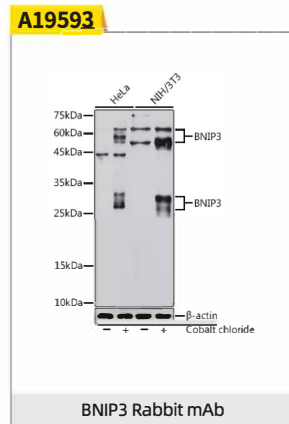
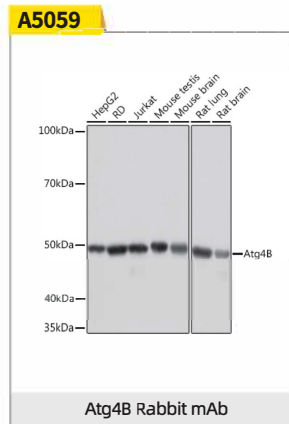

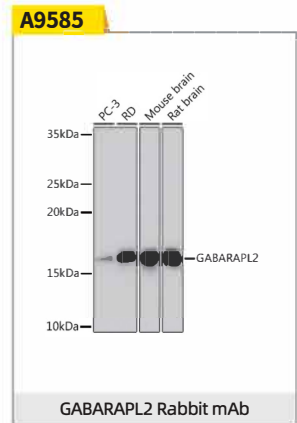
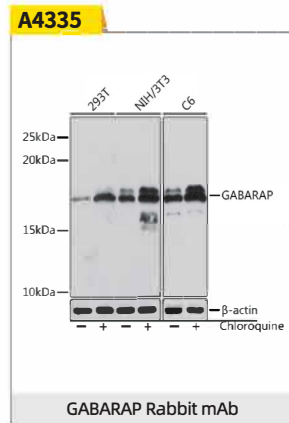
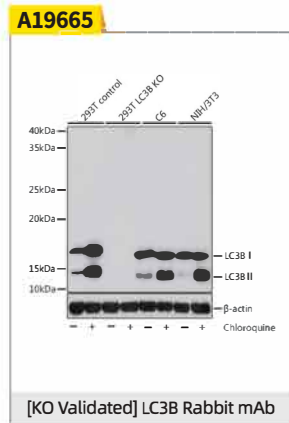

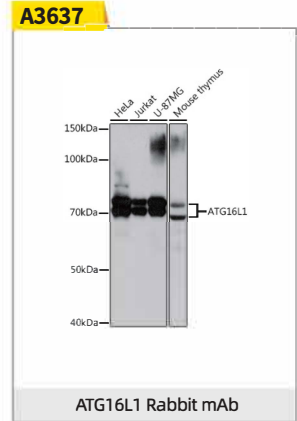

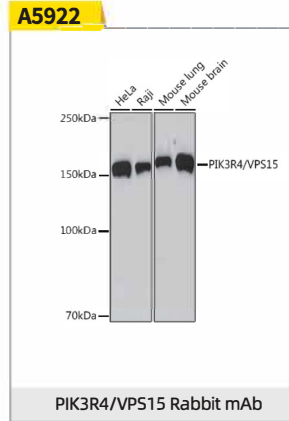
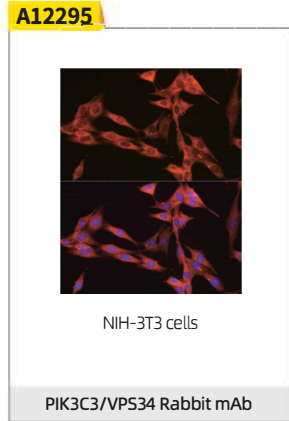
A19594



Antibodies for Autophagy Research

Category	Target Name	Cat.No.	Product Name	Application	Reactivity	
ULK1 complex	ULK1	A8529	ULK1 Rabbit pAb	WB,IHC,IF	H,M,R	
		AP0736	Phospho-ULK1-S757 Rabbit pAb	WB	H	
	ATG13	A0690	ATG13 Rabbit pAb	WB,IHC,IF	H,M,R	
	FIP200	A14685	FIP200 Rabbit pAb	WB,IHC	H,M,R	
Beclin-1 complex and accessory proteins	Beclin 1	A7353	Beclin 1 Rabbit pAb	WB,IHC,IF,IP	H,M,R	
		A11761	Beclin 1 Rabbit pAb	WB	H,M	
	PIK3C3	A12483	PIK3C3/VPS34 Rabbit pAb	WB,IHC,IF	H,M,R	
		A12295	PIK3C3/VPS34 Rabbit mAb	WB,IF	H,M,R	
	PIK3R4	A5922	PIK3R4/VPS15 Rabbit mAb	WB,IF	H,M,R	
		A15828	PIK3R4/VPS15 Rabbit pAb	WB,IHC,IF	H,M,R	
	ATG14	A7526	ATG14 Rabbit pAb	WB,IHC,IF	H,M,R	
	UVRAG	A8462	UVRAG Rabbit pAb	WB,IHC	H,M,R	
	Bif-1	A7104	Bif-1 Rabbit pAb	WB,IF	H	
	AMBRA1	A1083	Ambra1 Rabbit pAb	WB,IHC	H,M,R	
	Rubicon	A16652	Rubicon Rabbit pAb	WB	H	
	Bcl-2	A19693	Bcl-2 Rabbit mAb	WB,IHC,IP	H,M,R	
		A0208	Bcl-2 Rabbit pAb	WB,IHC,IF,IP	H,M,R	
		A11025	Bcl-2 Rabbit pAb	WB,IHC,IF,IP	H,M,R	
AP0575		Phospho-Bcl-2-S70 Rabbit pAb	WB,IF	H,R		
Autophagosome elongation regulators	ATG5	A19677	[KO Validated] ATG5 Rabbit mAb	WB,IHC,IP	H,M,R	
		A0203	ATG5 Rabbit pAb	WB,IHC,IF	H,M,R	
	ATG12	A19610	ATG12 Rabbit mAb	WB,IHC,IP	H,M,R	
	Atg16L1	A3637	ATG16L1 Rabbit mAb	WB	H,M	
		A1871	ATG16L1 Rabbit pAb	WB,IHC,IF	H,M	
	ATG7	A19604	ATG7 Rabbit mAb	WB,IHC,IP	H,M,R	
		A0691	ATG7 Rabbit pAb	WB,IHC,IF	H,M,R	
	LC3 family	LC3	A19665	[KO Validated] LC3B Rabbit mAb	WB,IHC,IF,IP	H,M,R
			A7198	[KO Validated] LC3B Rabbit pAb	WB,IHC,IF	H,M,R
			A11282	[KO Validated] LC3B Rabbit pAb	WB,IHC,IF	H,M,R
A12319			MAP1LC3A Rabbit mAb	WB,IHC,IP	H,M,R	
A5618			LC3A/LC3B Rabbit pAb	WB,IHC,IF	H,M,R	
A8295		MAP1LC3C Rabbit pAb	WB,IHC,IF	H,M,R		
GABARAP		A4335	GABARAP Rabbit mAb	WB	H,M,R	
		A12568	GABARAP Rabbit pAb	WB,IHC	H,M,R	
GABARAPL1		A7790	GABARAPL1 Rabbit pAb	WB	H,M,R	
GABARAPL2		A9585	GABARAPL2 Rabbit mAb	WB	H,M,R	
		A7782	GABARAPL2 Rabbit pAb	WB,IHC,IF	H,M,R	
LC3 processing proteins	ATG4	A19844	[KO Validated] ATG4A Rabbit pAb	WB	H,M	
		A5059	ATG4B Rabbit mAb	WB,IF	H,M,R	
		A7396	ATG4C Rabbit pAb	WB	H	
	ATG7	A19604	ATG7 Rabbit mAb	WB,IHC,IP	H,M,R	
		A0691	ATG7 Rabbit pAb	WB,IHC,IF	H,M,R	
	ATG3	A19594	ATG3 Rabbit mAb	WB,IHC	H,M,R	
A5809	ATG3 Rabbit pAb	WB,IHC,IF	H,M,R			

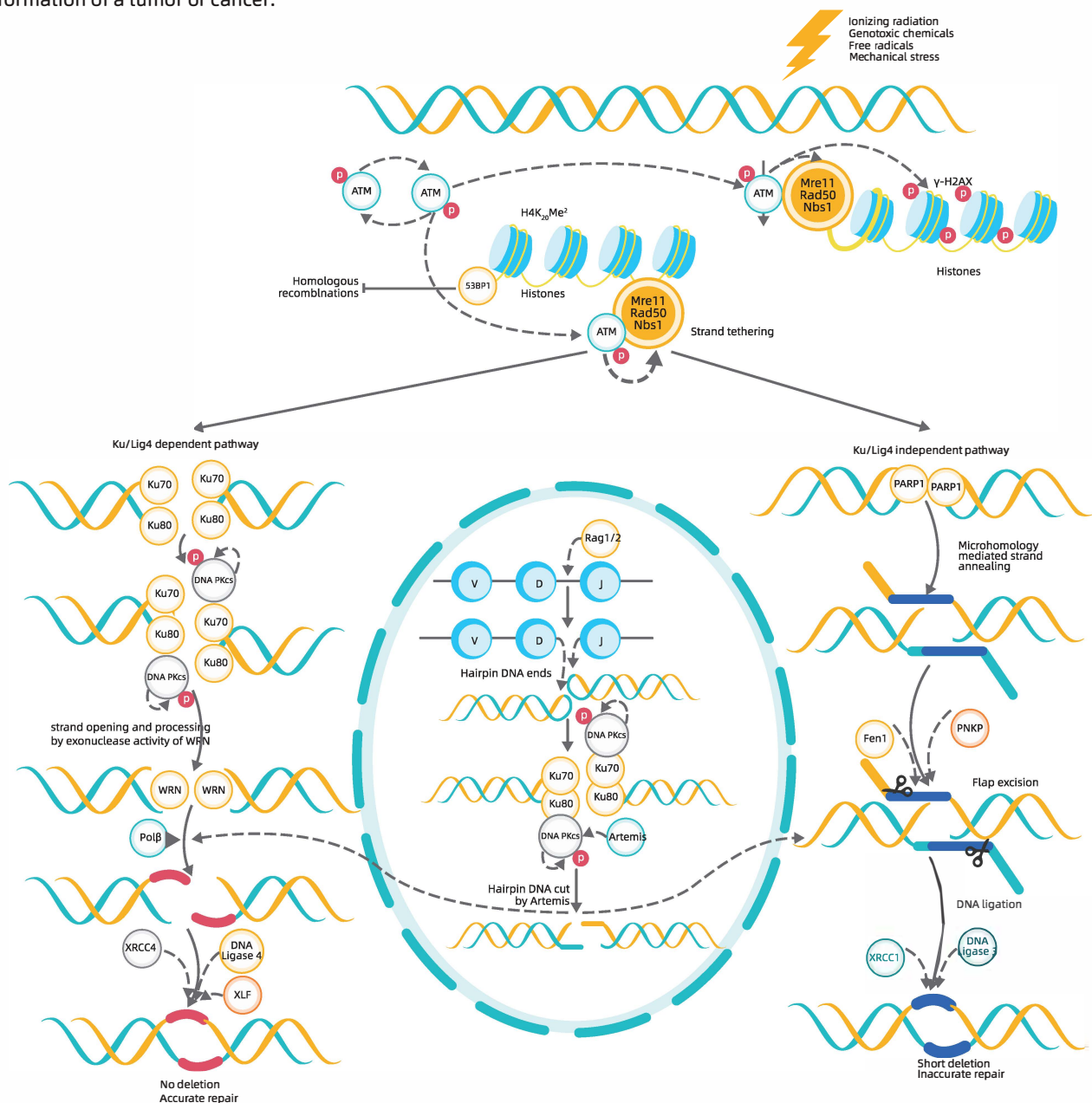
Category	Target Name	Cat.No.	Product Name	Application	Reactivity
Cargo receptors for selective autophagy	p62	A19700	[KO Validated] SQSTM1/p62 Rabbit mAb	WB,IHC,IF,IP	H,M,R
		A11483	SQSTM1/p62 Rabbit pAb	WB,IHC,IF,IP	H,M,R
		A7758	SQSTM1/p62 Rabbit pAb	WB,IHC,IF,IP	H,M,R
	NBR1	A3949	NBR1 Rabbit pAb	WB,IHC,IF,IP	H,M,R,Mk
	BNIP3	A19593	BNIP3 Rabbit mAb	WB,IHC	H,M,R
		A5683	BNIP3 Rabbit pAb	WB,IHC,IF	H,M,R
	BNIP3L	A6283	BNIP3L Rabbit pAb	WB,IHC,IF	H,M,R
	PINK1	A7131	PINK1 Rabbit pAb	WB,IF	H,M,R
	Parkin	A0968	Parkin Rabbit pAb	WB,IHC,IF	H,M,R

















DNA Damage & Repair





























In eukaryotes, DNA damage can be caused by both normal metabolic activities and environmental factors, such as UV and radiation, resulting in up to 500,000 molecular damages per cell per day. These damages cause structural damage to DNA molecules, which can dramatically change the way genes are encoded, and, further, affect the survival of daughter cells after mitosis. Therefore, during the long evolutionary process, a DNA repair mechanism - DNA damage response is formed. DNA repair must work constantly in order to quickly correct any mistakes in the DNA structure.

The speed of DNA repair depends on many factors, such as cell type, cell aging, and external environment. However, as cells accumulate large amounts of DNA damage, the rate of DNA repair decreases until it can no longer keep up with the constant DNA damage. At this point, cells may suffer from one of the three fates: irreversible hibernation, which can be called cell aging; cell suicide, which is apoptosis or programmed cell death; or uncontrolled cell division, which may result in the formation of a tumor or cancer.



Antibodies for DNA Damage & Repair Research

Category	Target Name	Cat.No.	Product Name	Application	Reactivity	
DNA Damage Sensors	Mre11	A4222	MRE11 Rabbit mAb	WB	H,M	
		A2559	MRE11 Rabbit pAb	WB,IHC,IF,IP	H,M,R	
	Rad50	A3869	Rad50 Rabbit mAb	WB	H,M,R	
		A3078	Rad50 Rabbit pAb	WB,IHC,IP	H,M,R	
		A0182	Rad50 Rabbit pAb	WB,IHC,IF	H,M	
	Nbs1	A0783	[KO Validated] NBS1/NBN Rabbit pAb	WB,IHC	H,M,R	
		A4197	NBS1/NBN Rabbit mAb	WB,IP	H	
	Ku70	A11223	Ku70 Rabbit mAb	WB,IHC,IF	H,M	
		A7330	Ku70 Rabbit pAb	WB,IHC,IF,IP	H,M,R	
		A0883	Ku70 Rabbit pAb	WB,IHC,IF	H,M,R	
	Ku80	A12338	Ku80 Rabbit mAb	WB,IHC,IF,IP	H	
		A5862	Ku80 Rabbit pAb	WB,IHC,IF,IP	H,M,R	
	RPA	A3367	RPA70/RPA1 Rabbit mAb	WB,IP	H,R	
		A0990	RPA70/RPA1 Rabbit pAb	WB,IF,IP	H,M	
		A2189	RPA2 Rabbit pAb	WB,IHC,IF,IP	H,M,R	
		AP1040	Phospho-RPA2-T21 Rabbit mAb	WB	H,R	
		A6721	RPA3 Rabbit pAb	WB,IF	H,M,R	
	Rad9	A1890	RAD9A Rabbit pAb	WB,IHC,IF	H,R	
	Rad1	A1047	RAD1 Rabbit pAb	WB	H,M	
	Hus1	A5407	HUS1 Rabbit pAb	WB,IF,IP	H,M	
		A13938	HUS1 Rabbit pAb	WB,IHC,IF	H,M,R	
	H2A.X	A11412	Histone H2AX Rabbit mAb	WB,IHC	H,M,R	
		A11361	Histone H2AX Rabbit pAb	WB,IHC,IF	H,M,R,Other (Wide Range)	
A11463		Histone H2AX Rabbit pAb	WB,IHC,IF,IP	H,M,R,Other (Wide Range)		
AP0099		Phospho-Histone H2AX-S139 Rabbit pAb	WB,IHC,IF	H,M,R		
AP0687		Phospho-Histone H2AX-S139 Rabbit mAb	WB,IHC,IF	H,M,R		
DNA Damage Mediators	53BP1	A3859	53BP1 Rabbit mAb	WB,IHC,IF	H,M	
	Claspin	A17202	CLSPN Rabbit pAb	WB	H	
	Rad17	A5359	RAD17 Rabbit pAb	WB,IF,IP	H	
		A11549	BRCA1 Rabbit pAb	WB,IHC,IF	H,M,R	
	BRCA1	A11318	BRCA1 Rabbit pAb	WB,IHC,IF	H,M,R	
		AP0232	Phospho-BRCA1-S1423 Rabbit pAb	WB,IHC,IF	H,M,R	
	TopBP1	A5781	TOPBP1 Rabbit pAb	WB,IHC,IF	H,M	
DNA Damage Signaling Kinases	ATM	A19650	ATM Rabbit mAb	WB,IHC	H,M,R	
		AP0008	Phospho-ATM-S1981 Rabbit pAb	WB,IF	H,M	
		AP1030	Phospho-ATM-S1981 Rabbit mAb	WB	H	
	ATR	A7247	ATR Rabbit pAb	WB	H	
		AP0676	Phospho-ATR-S428 Rabbit pAb	WB,IHC,IF	H,M,R	
	ATRIP	A19279	ATRIP Rabbit mAb	WB	H,M,R	
		A7139	ATRIP Rabbit pAb	WB,IP	H,M	
	ATM/ATR substrates	A5041	ATRIP Rabbit pAb	WB,IF,IP	H	
		AP0933	Phospho-(Ser/Thr) ATM/ATR Substrate Rabbit pAb	WB	H,M,R	
	DNA-PK	A20837	DNA-PKcs Rabbit mAb	WB,IHC,IF	H	
Cell Cycle Signaling Regulation	Chk1/2	A4194	Chk1 Rabbit mAb	WB,IHC	H	
		AP0017	Phospho-Chk1-S280 Rabbit pAb	WB,IHC,IF	H,M,R	
		AP0018	Phospho-Chk1-S317 Rabbit pAb	WB,IF	H	
		AP0578	Phospho-Chk1-S345 Rabbit pAb	WB	H,M,R	
		AP1047	Phospho-Chk1-S296 Rabbit mAb	WB	H	
		RK05789	Phospho-CHEK1-S345 Antibody kit			

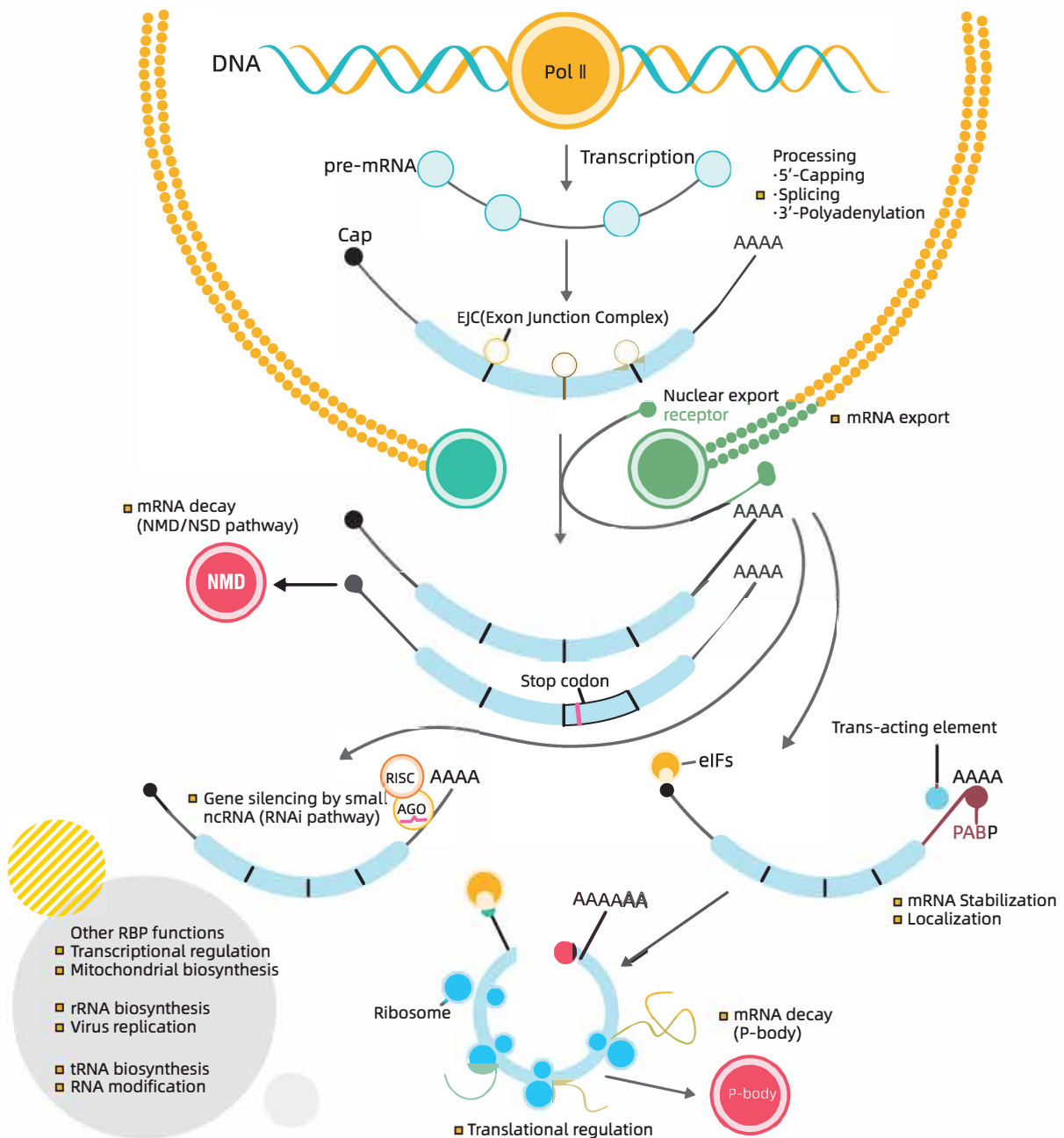
Category	Target Name	Cat.No.	Product Name	Application	Reactivity	
Cell Cycle Signaling Regulation	Chk1/2	A0466	Chk2 Rabbit pAb	WB,IHC,IF,IP	H,M	
		A2145	Chk2 Rabbit pAb	WB,IF	H,M,R	
		A19543	Chk2 Rabbit mAb	WB,IHC	H	
		AP0590	Phospho-Chk2-T68 Rabbit pAb	WB	H	
		AP0604	Phospho-Chk2-S516 Rabbit pAb	WB	H,M,R	
		RK05790	Phospho-CHEK2-S516 Antibody kit			
	Cdc25	A1173	CDC25A Rabbit pAb	WB,IHC,IF	H,M,R	
		A9758	CDC25B Rabbit mAb	WB,IHC	H	
		A0534	CDC25B Rabbit pAb	WB	H	
		A12234	Cdc25C Rabbit mAb	WB,IF	H,M,R	
		A11420	CDK1 Rabbit mAb	WB,IHC,IF,IP	H,M,R	
		A0220	CDK1 Rabbit pAb	WB,IHC,IF,IP	H,M,R	
		AP0016	Phospho-CDK1-Y15 Rabbit pAb	WB,IHC,IF,IP	H,M,R	
		AP0324	Phospho-CDK1-T161 Rabbit pAb	WB,IHC,IF,IP	H,M	
	AP0015	Phospho-CDK1-T14 Rabbit pAb	WB,IF	H,M,R		
	RK05747	Phospho-CDK1-T161 Antibody kit				
	CDK	A18000	[KO Validated] CDK2 Rabbit pAb	WB,IHC	H,M,R	
		A0094	CDK2 Rabbit mAb	WB	H,M,R	
		AP1005	Phospho-CDK2-Y15 Rabbit mAb	WB	H,M	
		AP0325	Phospho-CDK2-T160 Rabbit pAb	WB,IHC	H,M,R	
		A11136	CDK4 Rabbit mAb	WB,IHC,IF	H,M,R	
		A0366	CDK4 Rabbit pAb	WB,IHC,IF,IP	H,M,R	
		AP0593	Phospho-CDK4-T172 Rabbit pAb	WB	H,M,R	
		A19029	CDK5 Rabbit mAb	WB	H,M,R	
		A18080	[KO Validated] CDK5 Rabbit pAb	WB,IF	H,M,R	
		A0106	CDK6 Rabbit mAb	WB	H,R	
		A12942	[KO Validated] CDK7 Rabbit pAb	WB,IHC,IF	H,M,R	
		A9654	CDK8 Rabbit mAb	WB	H,M,R	
		A5548	[KO Validated] CDK8 Rabbit pAb	WB,IP	H,M,R	
		A11145	CDK9 Rabbit mAb	WB,IHC,IF,IP,ChIP-seq	H,M,R	
		A2690	CDK10 Rabbit pAb	WB,IHC,IF	H,M	
		A12830	CDK11B Rabbit pAb	WB,IF	H,M	
		AP1138	Phospho-CDK1/2/3-T14 Rabbit mAb	WB	H,M,R	
		AP1001	Phospho-Cdk1/2-T14 Rabbit mAb	WB	H,M,R	
	Cyclin	A19036	Cyclin A2 Rabbit mAb	WB,IHC,IF	H,M,R	
		A7632	Cyclin A2 Rabbit pAb	WB,IHC,IF	H,M,R	
		A19037	[KO Validated] Cyclin B1 Rabbit mAb	WB,IHC,IP	H,M	
		A16038	Cyclin B1 Rabbit pAb	WB,IHC,IF,IP	H,M,R	
		A7956	Cyclin B2 Rabbit mAb	WB,IHC,IF	H,M,R	
		A19038	[KO Validated] Cyclin D1 Rabbit mAb	WB,IHC,IF,IP	H,M,R	
		A11310	Cyclin D1 Rabbit pAb	WB,IP	H,M,R	
		A1773	Cyclin D2 Rabbit pAb	WB,IHC,IF	H,M,R	
		A0746	[KO Validated] Cyclin D3 Rabbit pAb	WB	H,M	
		A3989	Cyclin D3 Rabbit mAb	WB	H,M,R	
		A12000	Cyclin E1 Rabbit mAb	WB,IHC,IF	H,M,R	
		AP1014	Phospho-Cyclin E1-T77 Rabbit mAb	WB	H,M	
		A9305	Cyclin E2 Rabbit mAb	WB	H	
		A7032	Cyclin E2 Rabbit pAb	WB,IF	H	
		A4076	Cyclin H Rabbit mAb	WB,IHC,IF	H,M	
		A0995	Cyclin H Rabbit pAb	WB,IP	H	
p53	A19585	[KO Validated] p53 Rabbit mAb	WB,IHC,IP	H,R		
	A5761	p53 Rabbit pAb	WB,IHC,IP	H,M,R		
	A0263	p53 Rabbit pAb	WB,IHC,IF,ChIP,IP	H,M,R		
	A11232	p53 Rabbit pAb	WB,IHC,IF,IP	H,M,R		
	AP0985	Phospho-p53-S9 Rabbit mAb	WB	H,M		
	AP0987	Phospho-p53-S376 Rabbit mAb	WB	H,R		
	AP0984	Phospho-p53-S33 Rabbit mAb	WB	H		
	AP1137	Phospho-p53-S392 Rabbit mAb	WB	H,R		
AP0986	Phospho-p53-T55 Rabbit mAb	WB	H			
AP0083	Phospho-p53-S15 Rabbit pAb	WB,IF,IP	H,M,R			

Category	Target Name	Cat.No.	Product Name	Application	Reactivity	
Cell Cycle Signaling Regulation	p53	AP0762	Phospho-p53-S33 Rabbit pAb	WB,IHC,IP	H,M,R	
		AP0464	Phospho-p53-T18 Rabbit pAb	WB	H	
	CKI	A19094	[KO Validated] CDKN1A/p21CIP1 Rabbit mAb	WB,IHC	H,M,R	
		A2691	CDKN1A/p21CIP1 Rabbit pAb	WB,IHC,IP	H,M,R	
		A1483	CDKN1A/p21CIP1 Rabbit pAb	WB,IF	H,M,R	
		A19095	CDKN1B/p27KIP1 Rabbit mAb	WB,IHC	H,M,R	
		A16633	[KO Validated] CDKN1B/p27KIP1 Rabbit pAb	WB,IHC	H,M,R	
		A0290	CDKN1B/p27KIP1 Rabbit pAb	WB,IHC,IF	H,M,R	
		A5685	CDKN2B Rabbit pAb	WB	H	
		A11651	[KO Validated] CDKN2A/p16INK4a Rabbit mAb	WB,IHC,IF	H	
		A5025	[KO Validated] CDKN2A/p16INK4a Rabbit mAb	WB,IF	H	
		A0262	[KO Validated] CDKN2A/p16INK4a Rabbit pAb	WB,IHC,IF,IP	H,M,R	
		A6843	CDKN1C/p57 Kip2 Rabbit mAb	WB	H,M,R	
		A8751	CDKN2C/p18-INK4C Rabbit mAb	WB,IF	H,M,R	
		A18054	[KO Validated] CDKN2C/p18-INK4C Rabbit pAb	WB,IHC,IF	H,M,R	
DNA Damage Repair Proteins	PARP	A19596	PARP1 Rabbit mAb	WB,IHC	H,M,R	
		A19612	Cleaved PARP1 p25 Rabbit mAb	WB	H,M	
		A0942	PARP1 Rabbit pAb	WB,IHC,IF,IP	H,M,R	
	Ape1	A11238	APEX1/APE1 Rabbit mAb	WB,IHC	H,M,R	
		A2587	[KO Validated] APEX1/APE1 Rabbit pAb	WB,IF,IP	H	
	XRCC1	A4135	XRCC1 Rabbit mAb	WB	H,M,R	
		A0442	XRCC1 Rabbit pAb	WB,IHC,IF	H,M,R	
	PCNA	A12427	PCNA Rabbit mAb	WB,IHC,IF,IP	H,M,R,Mk	
		A0264	PCNA Rabbit pAb	WB,IHC,IF,IP	H,M,R	
	FEN-1	A8999	FEN-1 Rabbit mAb	WB,IHC	H,M	
		A1175	FEN-1 Rabbit pAb	WB,IHC,IF,IP	H,M	
	XPA	A1626	[KO Validated] XPA Rabbit pAb	WB,IF	H,M	
	XPB	A1714	ERCC3 Rabbit pAb	WB,IHC	H,M	
	XPC	A8354	XPC Rabbit pAb	WB,IHC,IP	H	
	XPD	A14563	XPD/ERCC2 Rabbit pAb	WB,IF	H,M,R	
		A19241	XPD/ERCC2 Rabbit mAb	WB,IHC	H,M,R	
	XPF	A8119	ERCC4 Rabbit pAb	WB,IP	H,M,R	
		A5022	DDB1 Rabbit mAb	WB,IHC,IP	H,M,R	
	DDB	A2896	DDB1 Rabbit pAb	WB,IHC,IF	H,M,R	
		A11615	DDB2 Rabbit mAb	WB	H,M	
		A1848	DDB2 Rabbit pAb	WB,IF	H,M,R	
	ERCC1	A4971	ERCC1 Rabbit mAb	WB	H	
		A18066	[KO Validated] ERCC1 Rabbit pAb	WB,IF	H,M,R	
	MSH2	A5291	ERCC1 Rabbit pAb	WB,IF	H,M	
		A8740	MSH2 Rabbit mAb	WB,IHC	H,M,R	
	MSH3	A1121	MSH2 Rabbit pAb	WB,IF,IP	H,M,R	
		A5681	MSH3 Rabbit pAb	WB	H	
	MSH6	A8795	MSH6 Rabbit mAb	WB,IF	H,M,R	
		A18007	[KO Validated] MSH6 Rabbit pAb	WB,IHC,IF	H,M,Mk	
	MLH1	A4858	MLH1 Rabbit mAb	WB	H,M	
	MLH3	A7796	MLH3 Rabbit pAb	WB,IF	H	
	PMS1	A2183	PMS1 Rabbit pAb	WB	H	
		A19928	[KO Validated] PMS2 Rabbit pAb	WB,IF	H,M,R	
	PMS2	A19927	[KO Validated] PMS2 Rabbit pAb	WB,IF,IP	H	
		A4577	PMS2 Rabbit mAb	WB,IHC	H	
	BRCA2	A2435	BRCA2 Rabbit pAb	WB,IF	H,R	
	FANCD2	A19692	FANCD2 Rabbit mAb	WB	H,M,R	
		A18055	[KO Validated] FANCD2 Rabbit pAb	WB,IF	H	
	CtIP	A10201	RBBP8 Rabbit pAb	WB	H,M,R	
	Rad51	A6268	Rad51 Rabbit pAb	WB	H,M,R	
		A2829	Rad51 Rabbit mAb	WB	H,M,R	
	Rad52	A5186	Rad52 Rabbit mAb	WB	H	
XLF	A4985	NHEJ1 Rabbit pAb	WB,IHC,IF	H,M,R		









RNA Research

RNA biology is the interaction between RNAs and RNA-binding proteins (RBPs) inside dynamic ribonucleoproteins (RNPs). Both the RBP repertoire and RBP activities of cells respond to a multitude of biological cues and environmental stimuli. Therefore, it is unsurprising that numerous diseases have been linked to defects in RBP expression and function, including neuropathies, muscular atrophies, metabolic disorders, and cancer.















RBPs determine the fate of RNA because they are the primary regulatory factors of the various post-translational stages, including alternative splicing, polyadenylation, mRNA localization, translation, and degradation.




















Antibodies for RNA Research

Cat.No.	Product Name	Application	Reactivity
A16002	[KO Validated] Acetyl-HMGB1-K29 Rabbit pAb	WB,IF	H,M,R
A12397	[KO Validated] ANXA2 Rabbit pAb	WB,IHC,IF	H,M,R
A19879	[KO Validated] APEH Rabbit pAb	WB,IF	H,M,R
A19912	[KO Validated] APEH Rabbit pAb	WB,IP	H,M,R
A18013	[KO Validated] CALR Rabbit pAb	WB,IHC,IF,IP	H,M,R
A7634	[KO Validated] CAST Rabbit pAb	WB	H,M,R
 A19612	[KO Validated] Cleaved PARP p25 Rabbit mAb	WB	H,M
A19842	[KO Validated] CSRP1 Rabbit pAb	WB,IP,IP	H,M
A18026	[KO Validated] EIF3H Rabbit pAb	WB,IHC,IF,IP	H,M,R
A1631	[KO Validated] FSP1/S100A4 Rabbit pAb	WB,IHC,IF	H,M,R
A5921	[KO Validated] FUS Rabbit pAb	WB,IHC,IF,IP	H,M,R
A3298	[KO Validated] Histone H1.0 Rabbit pAb	WB,IHC,IF	H,M,R
 A19529	[KO Validated] HMGB1 Rabbit mAb	WB,IHC,IF	H,M,R
A0719	[KO Validated] HMGB1 Rabbit pAb	WB,IHC,IF	H,M,R
A2553	[KO Validated] HMGB1 Rabbit pAb	WB,IHC,IF	H,M,R
A18094	[KO Validated] HNRNPA1 Rabbit pAb	WB,IHC,IF	H,M,R
A19984	[KO Validated] HNRNPF Rabbit pAb	WB,IF	H,M
A19906	[KO Validated] MDH2 Rabbit pAb	WB,IF	H,M
A0951	[KO Validated] NeuN Rabbit pAb	WB,IHC,IF	H,M,R
A17999	[KO Validated] NME1 Rabbit pAb	WB,IHC,IF	H,M,R
A0692	[KO Validated] P4HB Rabbit pAb	WB,IHC,IF,IP	H,M,R
A19972	[KO Validated] PA2G4 Rabbit pAb	WB,IHC,IF	H,M,R
 A19596	[KO Validated] PARP Rabbit mAb	WB,IHC	H,M,R
A0942	[KO Validated] PARP1 Rabbit pAb	WB,IHC,IF,IP	H,M,R
A1590	[KO Validated] PTPN1 Rabbit pAb	WB,IHC,IF	H,M,R
A13415	[KO Validated] SND1 Rabbit pAb	WB,IHC,IF	H,M,R
A5874	[KO Validated] SND1 Rabbit pAb	WB,IHC,IF,IP	H,M,R
A19897	[KO Validated] TWF2 Rabbit pAb	WB,IHC,IP	H,M
A19898	[KO Validated] TWF2 Rabbit pAb	WB	H,M
A7704	[KO Validated] YBX1 Rabbit pAb	WB,IHC,IF	H,M,R
A15778	ACAA2 Rabbit pAb	WB,IHC,IF	H,M,R
A7869	ADAR Rabbit pAb	WB,IHC,IF	H,M,R
 A11466	ADAR1 Rabbit mAb	WB,IHC	H,M,R
 A4298	Aly Rabbit mAb	WB,IHC	H,M,R
A6010	ALYREF Rabbit pAb	WB,IHC,IF	H,M,R
 A11235	Annexin A2 Rabbit mAb	WB,IHC	H,M,R
A13467	APEH Rabbit pAb	WB,IF	H,M,R
A5893	APEH Rabbit pAb	WB,IP	H,M,R
 A11217	ATP5A1 Rabbit mAb	WB,IHC,IF	H,M,R
A5884	ATP5A1 Rabbit pAb	WB,IHC,IF,IP	H,M,R
A15257	ATP5C1 Rabbit pAb	WB,IHC,IF	H,M,R
A1066	CALR Rabbit pAb	WB,IHC,IF,IP	H,M,R
 A11563	Calreticulin Rabbit mAb	WB,IHC	H,M,R
A7910	CAPRIN1 Rabbit pAb	WB,IHC,IF	H,M,R
A0097	CAST Rabbit pAb	WB,IHC	H,M,R
A13683	CAST Rabbit pAb	WB,IF	H,M,R
A16789	CAST Rabbit pAb	WB,IHC	H
A16790	CAST Rabbit pAb	WB,IHC	H,M
A16791	CAST Rabbit pAb	WB	H,M,R
A7126	CCAR2 Rabbit pAb	WB,IHC,IF	H,M,R
A5702	CD98 Rabbit pAb	WB,IHC,IF	H,M,R

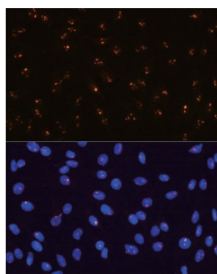
Cat.No.	Product Name	Application	Reactivity
A1150	CELF1 Rabbit mAb	WB	H,M,R
A5958	CELF1 Rabbit pAb	WB,IHC	H,M,R
A14168	CISD2 Rabbit pAb	WB,IHC	H,M,R
A5231	CISD2 Rabbit pAb	WB,IHC	H,M,R
A7777	CKAP4 Rabbit pAb	WB,IHC,IF	H,M,R
A1071	CSR1 Rabbit pAb	WB,IP,RIP	H,M
A8356	DDX39B Rabbit pAb	WB,IHC,IF	H,M,R
A10099	DDX3X Mouse mAb	WB,ICC,IP	H,M,R,Mk
A5637	DDX3X Rabbit pAb	WB,IHC,IF,IP	H,M,R
A6576	DDX41 Rabbit pAb	WB,IHC,IF,IP	H,M,R
A5191	DHX36 Rabbit pAb	WB,IP	H,M,R
A17955	DHX9 Rabbit pAb	WB,IF,IP	H,M,R
A5114	EBP1 / PA2G4 Rabbit mAb	WB,IHC,IF	H,M,R
A11545	eEF1A1 Rabbit mAb	WB,IF	H,M,R
A0974	EEF1A1 Rabbit pAb	WB,IF	H,M,R
A17857	EEF1A1 Rabbit pAb	WB,IHC,IF	H,M,R
A9721	EEF2 Rabbit mAb	WB,IHC,IF	H,M,R
A0099	EEF2 Rabbit pAb	WB,IF	H
A2068	EEF2 Rabbit pAb	WB	H
A5917	EIF1AX Rabbit pAb	WB,IHC,IF	H,M,R
A7022	EIF3C Rabbit pAb	WB,IHC,IF	H,M,R
A13378	EIF3H Rabbit pAb	WB,IHC,IF,IP	H,M,R
A7024	EIF3H Rabbit pAb	WB,IF,IP	H,M,R
A3849	EIF4A2 Rabbit pAb	WB,IHC	H,M,R
A15123	EIF5B Rabbit pAb	WB,IF	H,M,R
A4376	ERp57 Rabbit mAb	WB,IHC	H
A9640	EWSR1 Rabbit mAb	WB,IHC,IF	H,M,R
A1690	EWSR1 Rabbit pAb	WB,IF	H
A19050	Fatty Acid Synthase Rabbit mAb	WB,IHC,IF	H,M
A0461	Fatty Acid Synthase Rabbit pAb	WB,IHC,IF,IP	H,M
A5744	FDPS Rabbit pAb	WB,IF	H,M,R
A3738	Filamin A Rabbit mAb	WB,IHC	H,M,R
A5016	FIP1L1 Rabbit pAb	WB,IF	H,M,R
A7138	FIP1L1 Rabbit pAb	WB,IHC,IF	H,M,R
A0927	FLNA Rabbit pAb	WB,IF,IP	H,M
A16376	FLNA Rabbit pAb	WB,IHC,IF	H,M,R
A7896	FLNA Rabbit pAb	WB,IHC	H,M,R
A19109	FSP1/S100A4 Rabbit mAb	WB,IHC,IF	H,M,R
A12543	FUBP1 Rabbit pAb	WB	H,M
A5587	FUBP1 Rabbit pAb	WB,IHC,IF,IP	H,M,R
A3968	G3BP Rabbit mAb	WB,IF,IP	H,M,R
A14836	G3BP1 Rabbit pAb	WB,IHC,IF	H,M,R
A5077	GFM1 Rabbit pAb	WB,IHC,IF	H,M,R
A0151	GNB2L1 Rabbit pAb	WB,IHC,IF	H,M
A13393	GNB2L1 Rabbit pAb	WB,IF	H
A2560	GNB2L1 Rabbit pAb	WB,IF	H,M
A6459	GNL3 Rabbit pAb	WB,IF,IP	H
A19059	GRB2 Rabbit mAb	WB,IHC,IF	H,M,R
A5689	GRB2 Rabbit pAb	WB,IHC,IF	H,M
A5716	HADHB Rabbit pAb	WB,IF	H,M,R
A13654	HDGF Rabbit pAb	WB,IHC,IF	H
A5347	HDGF Rabbit pAb	WB,IHC,IF	H,M,R
A4342	Histone H1.0 Rabbit mAb	WB,IHC	H,M,R
A6918	Histone H1.0 Rabbit pAb	WB,IHC,IF	H,M,R
A17494	HLA-A Rabbit pAb	WB	H
A2167	HLA-A Rabbit pAb	WB,IHC	H,M,R
A9168	HMGB2 Rabbit mAb	WB,IHC,IF	H,M,R
A17360	HMGB2 Rabbit pAb	WB,IHC,IF	H,M,R
A2973	HMGB2 Rabbit pAb	WB,IF	H,M,R
A11564	hnRNP A1 Rabbit mAb	WB,IHC,IF,IP	H,M,R

Cat.No.	Product Name	Application	Reactivity
 A0772	hnRNP K Rabbit mAb	WB,IHC,IF	H,M,R
 A9609	hnRNP Q Rabbit mAb	WB,IHC,IF	H,M,R
 A4257	hnRNP U Rabbit mAb	WB,IHC,IF,IP	H,M,R
A6029	HNRNPA0 Rabbit pAb	WB,IHC,IF,IP	H,M,R
A12446	HNRNPA1 Rabbit pAb	WB,IF	H,M,R
A7491	HNRNPA1 Rabbit pAb	WB,IHC,IF	H,M,R
A9669	HNRNPA3 Rabbit pAb	WB	H
A20212	HNRNPA3 Rabbit pAb	WB,IHC	H,M,R
A15679	HNRNPD Rabbit pAb	WB,IHC,IF	H,M,R
A1828	HNRNPD Rabbit pAb	WB,IHC,IF	H,M,R
A10721	HNRNPD L Rabbit pAb	WB,IHC,IF	H,M,R
A5505	HNRNPF Rabbit pAb	WB,IF	H,M
A1701	HNRNPK Rabbit pAb	WB,IHC,IF	H,M,R
A3917	HNRNPU Rabbit pAb	WB,IHC,IF,IP	H,M,R
 A11698	Hsp47 Rabbit mAb	WB,IHC,IF	H,M
 A0564	Hsp60 Rabbit mAb	WB,IHC,IF	H,M,R
A0969	Hsp60 Rabbit pAb	WB,IHC,IF,IP	H,M,R
A14002	IFI16 Rabbit pAb	WB,IHC	H,M,R
A2007	IFI16 Rabbit pAb	WB,IF	H,M,R
A13581	IGF2BP1 Rabbit pAb	WB,IF,IP	H,M,R
A1517	IGF2BP1 Rabbit pAb	WB,IHC,IF	H,M,R
A2750	IGF2BP3 Rabbit pAb	WB,IHC	H,M,R
A4444	IGF2BP3 Rabbit pAb	WB,IHC,IF,IP	H,M
A6099	IGF2BP3 Rabbit pAb	WB,IHC,IF,IP	H,M,R
 A11005	Ki67 Rabbit mAb	WB	H
A11390	Ki67 Rabbit pAb	WB,IF	H,M,R
A16919	Ki67 Rabbit pAb	WB,IHC,IF	H,M,R
A2094	Ki67 Rabbit pAb	WB,IHC,IF	H,M,R
 A11223	Ku70 Rabbit mAb	WB,IHC,IF	H,M
A0883	KU70 Rabbit pAb	WB,IHC,IF	H,M,R
A2076	KU70 Rabbit pAb	WB,IHC,IF	H,M,R
A7330	KU70 Rabbit pAb	WB,IHC,IF,IP	H,M,R
A13095	LARP7 Rabbit pAb	WB	H,M
A3365	LRPPRC Rabbit pAb	WB,IHC,IF	H,M,R
 A5149	MBNL1 Rabbit mAb	WB,IF	H
A8054	MBNL1 Rabbit pAb	WB,IHC,IF	H,M,R
A13516	MDH2 Rabbit pAb	WB,IF	H,M
A6297	MDH2 Rabbit pAb	WB,IHC,IF	H,M,R
A18813	Methyl-EEF2-H565 Rabbit pAb	WB	H
A18817	Methyl-HNRNPA1-H173 Rabbit pAb	WB	H
A18816	Methyl-HNRNPK-H187 Rabbit pAb	WB	H
 A11406	MHC class 1 Rabbit mAb	WB,IHC	H
A8087	MonoMethyl-NONO-R357/R365 Rabbit pAb	WB,IHC,IF	H,R
A3249	NELFE Rabbit pAb	WB,IHC,IF	H,M,R
A7006	NELFE Rabbit pAb	WB,IF	H
 A19086	NeuN Rabbit mAb	WB,IHC,IF	H,M,R
A4853	NKRF Rabbit pAb	WB	H,M,R
 A8802	NM23A Rabbit mAb	WB	H,M,R
A0259	NME1 Rabbit pAb	WB,IHC,IF	H,M,R
A5899	NOLC1 Rabbit pAb	WB,IHC,IF	H,M,R
 A3800	NONO / p54nrb Rabbit mAb	WB,IHC,IF	H,M,R
A5282	NONO Rabbit pAb	WB,IHC,IF	H,M,R
A17983	NPM1 Rabbit pAb	WB,IHC,IF,IP	H,M,R
 A19586	NQO1 Rabbit mAb	WB,IHC,IP	H,M,R
A0047	NQO1 Rabbit pAb	WB,IF	H,M
A1518	NQO1 Rabbit pAb	WB,IF	H,M,
A16830	NQO1 Rabbit pAb	WB	H
A7920	OCT4 Rabbit pAb	WB,IHC	H,M,R
 A19239	P4HB Rabbit mAb	WB,IHC	H,M,R
A14037	PA2G4 Rabbit pAb	WB,IHC,IF	H,M,R

Cat.No.	Product Name	Application	Reactivity
A5376	PA2G4 Rabbit pAb	WB,IHC,IF	H,M,R
A4002	PARN Rabbit pAb	WB,IHC,IF	H
A6941	PARN Rabbit pAb	WB,IF	H
 A18303	PARP1 Mouse mAb	WB	H,M
A0010	PARP1 Rabbit pAb	WB,IHC,IF	H,M,R
A11010	PARP1 Rabbit pAb	WB	H,M
A2531	PCBP2 Rabbit pAb	WB,IHC,IF	H,M,R
A1085	PDIA3 Rabbit pAb	WB,IHC,IF	H,M,R
 A9026	PELP1 Rabbit mAb	WB	H,M,R
A3189	PELP1 Rabbit pAb	WB,IHC,IF	H,M,R
AP0832	Phospho-EEF2-T56 Rabbit pAb	WB	H,M,R
AP0783	Phospho-FLNA-S2152 Rabbit pAb	WB	H,M,R
AP0352	Phospho-G3BP1-S232 Rabbit pAb	WB,IHC,IF	H
AP0836	Phospho-NPM1-T199 Rabbit pAb	WB	H,R
 AP0996	Phospho-POLR2A-S2 Rabbit mAb	WB	H,M,R
AP0749	Phospho-POLR2A-S2 Rabbit pAb	WB,IF,IP	H,R
 AP0997	Phospho-POLR2A-S5 Rabbit mAb	WB	H,M
AP0828	Phospho-POLR2A-S5 Rabbit pAb	WB,IHC,IF	H,M,R
AP0969	Phospho-POLR2A-S7 Rabbit pAb	WB	H,M
AP0227	Phospho-RPS6-S235 Rabbit pAb	WB	H,R
AP0538	Phospho-RPS6-S235/236 Rabbit pAb	WB	H,M,R
AP0537	Phospho-RPS6-S240/244 Rabbit pAb	WB,IP	H,M
AP0195	Phospho-YWHAZ-S58 Rabbit pAb	WB,IHC,IF	H,M,R
A16954	PNN Rabbit pAb	WB	H,R
A16955	PNN Rabbit pAb	WB	H,R
 A20363	POLR2A Rabbit mAb	WB	H
 A20363	POLR2A Rabbit mAb	WB	H
A2107	POLR2A Rabbit pAb	WB,IF,IP	H,M,R
 A4575	PRPF8 Rabbit mAb	WB,IHC,IF	H,M,R
A6053	PRPF8 Rabbit pAb	WB,IHC,IF,IP	H,M,R
 A3663	PSMD4 Rabbit mAb	WB,IF	H,M,R
A1061	PSMD4 Rabbit pAb	WB,IF	H,M,R,Mk
A18331	PTRF Rabbit pAb	WB,IHC,IF	H,M,R
A6709	PUF60 Rabbit pAb	WB,IHC,IF,IP	H,M,R
 A3808	RACK1 Rabbit mAb	WB	H,M,R
A15959	RBFOX3 Rabbit pAb	WB,IHC,IF	H,M,R
A4936	RBM15 Rabbit pAb	WB,IHC	H,M
A15436	RBMX Rabbit pAb	WB	H
 A4563	RNA Helicase A Rabbit mAb	WB,IHC,IF,IP	H,M,R
A17224	RPF2 Rabbit pAb	WB	H,M,R
A5925	RPL10A Rabbit pAb	WB,IHC	H,M,R
A4083	RPL13 Rabbit pAb	WB,IHC,IF	H,M,R
A6723	RPL13 Rabbit pAb	WB,IHC,IF	H,M,R
A13384	RPL14 Rabbit pAb	WB,IF	H,M,R
A6724	RPL14 Rabbit pAb	WB,IHC,IF	H,M,R
A13690	RPL30 Rabbit pAb	WB,IHC,IF	H,M,R
A13001	RPL32 Rabbit pAb	WB,IHC,IF	H,M,R
A12497	RPN1 Rabbit pAb	WB,IHC	H,M,R
A6726	RPN1 Rabbit pAb	WB,IHC,IF	H,R
A8479	RPP30 Rabbit pAb	WB,IHC,IF	H,M,R
A12560	RPP30 Rabbit pAb	WB	M,R
A16426	RPS17 Rabbit pAb	WB,IF	H,M,R
A16425	RPS17 Rabbit pAb	WB	M,R
A6728	RPS2 Rabbit pAb	WB,IHC	H,M,R
A5885	RPS3A Rabbit pAb	WB,IHC,IF,IP	H,M,R
A6058	RPS6 Rabbit pAb	WB,IHC,IF	H,M,R
A6731	RPS7 Rabbit pAb	WB,IHC,IF	H,M,R
A15721	SAFB Rabbit pAb	WB,IF	H,M,R
A7927	SAFB Rabbit pAb	WB,IHC,IF	H,M,R
A6736	SECISBP2 Rabbit pAb	WB,IHC,IF	H,M

Cat.No.	Product Name	Application	Reactivity
A2517	SERPINH1 Rabbit pAb	WB,IHC,IF	H,M,R
A6424	SF1 Rabbit pAb	WB,IHC	H,M
 A4091	SF2/ASF Rabbit mAb	WB,IHC	H,M,R
A17608	SF3B4 Rabbit pAb	WB	H,M,R
A16747	SNIP1 Rabbit pAb	WB,IHC,IF	H,R
A6752	SRP19 Rabbit pAb	WB,IHC,IF	H,M,R
A3635	SRSF2 Rabbit pAb	WB,IHC	H,M,R
A0630	SSB Rabbit pAb	WB,IHC,IF,IP	H
A13636	SSRP1 Rabbit pAb	WB,IHC,IF	H
A6413	SSRP1 Rabbit pAb	WB,IHC,IF	H,M
 A0036	STIP1 Rabbit mAb	WB,IHC	H,M,R
A1219	STIP1 Rabbit pAb	WB,IHC,IF	H,M,R,Mk
A14106	STIP1 Rabbit pAb	WB,IHC,IF,IP	H,M,R,Mk
A7219	SYNCRIP Rabbit pAb	WB,IHC,IF	H,M,R
A15753	TBRG4 Rabbit pAb	WB,IF	H,M,R
A8511	TEFM Rabbit pAb	WB,IHC,IF	H,M,R
A18332	THOC2 Rabbit pAb	WB	H,M
A6075	TIAL1 Rabbit pAb	WB,IHC	H,M,R
 A12409	TOP1 Rabbit mAb	WB,IHC,IF	H,M,R
A12524	TOP1 Rabbit pAb	WB,IHC,IP	H,M
A7741	TOP1 Rabbit pAb	WB,IHC,IP	H,M
A15459	TRNAU1AP Rabbit pAb	WB	H,M
 A4024	TRX1 Rabbit mAb	WB,IHC	H
A6423	TUFM Rabbit pAb	WB,IHC,IF,IP	H,M,R
A13642	TWF2 Rabbit pAb	WB,IHC,IP	H,M
A5860	TWF2 Rabbit pAb	WB	H,M
A0053	TXN Rabbit pAb	WB,IF	H,M
A14793	TXN Rabbit pAb	WB,IHC,IF	H,M,R
A7638	TXN Rabbit pAb	WB,IHC,IF,IP	H,M
 A9749	UAP56 Rabbit mAb	WB,IHC	H,M,R
A4175	UBE2L3 Rabbit pAb	WB,IHC,IF	H,M,R
A7780	WDR6 Rabbit pAb	WB	H,M
 A3534	YB1 Rabbit mAb	WB,IHC,IF	H,M,R
A15696	YBX1 Rabbit pAb	WB,IF	H,M,R
A15616	YTHDF2 Rabbit pAb	WB,IHC	H,M,R
A13370	YWHAZ Rabbit pAb	WB,IF	H,M,R
A14797	YWHAZ Rabbit pAb	WB,IHC	H,M,R
A7639	YWHAZ Rabbit pAb	WB,IHC,IF	H,M,R
A2135	ZYX Rabbit pAb	WB,IHC,IF	H,M,R
 A2298	Zyxin Rabbit mAb	WB,IF	H,M

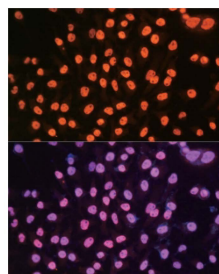
A0850



C6 cells

Fibrillarin Rabbit mAb

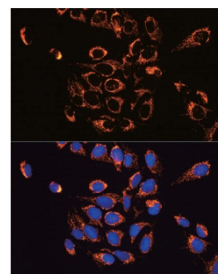
A11564



HeLa cells

hnRNP A1 Rabbit mAb

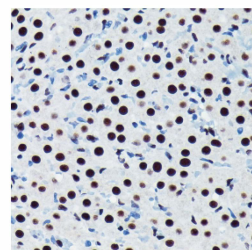
A0564



U-2 OS cells

HSP60/HSPD1 Rabbit mAb

A19123

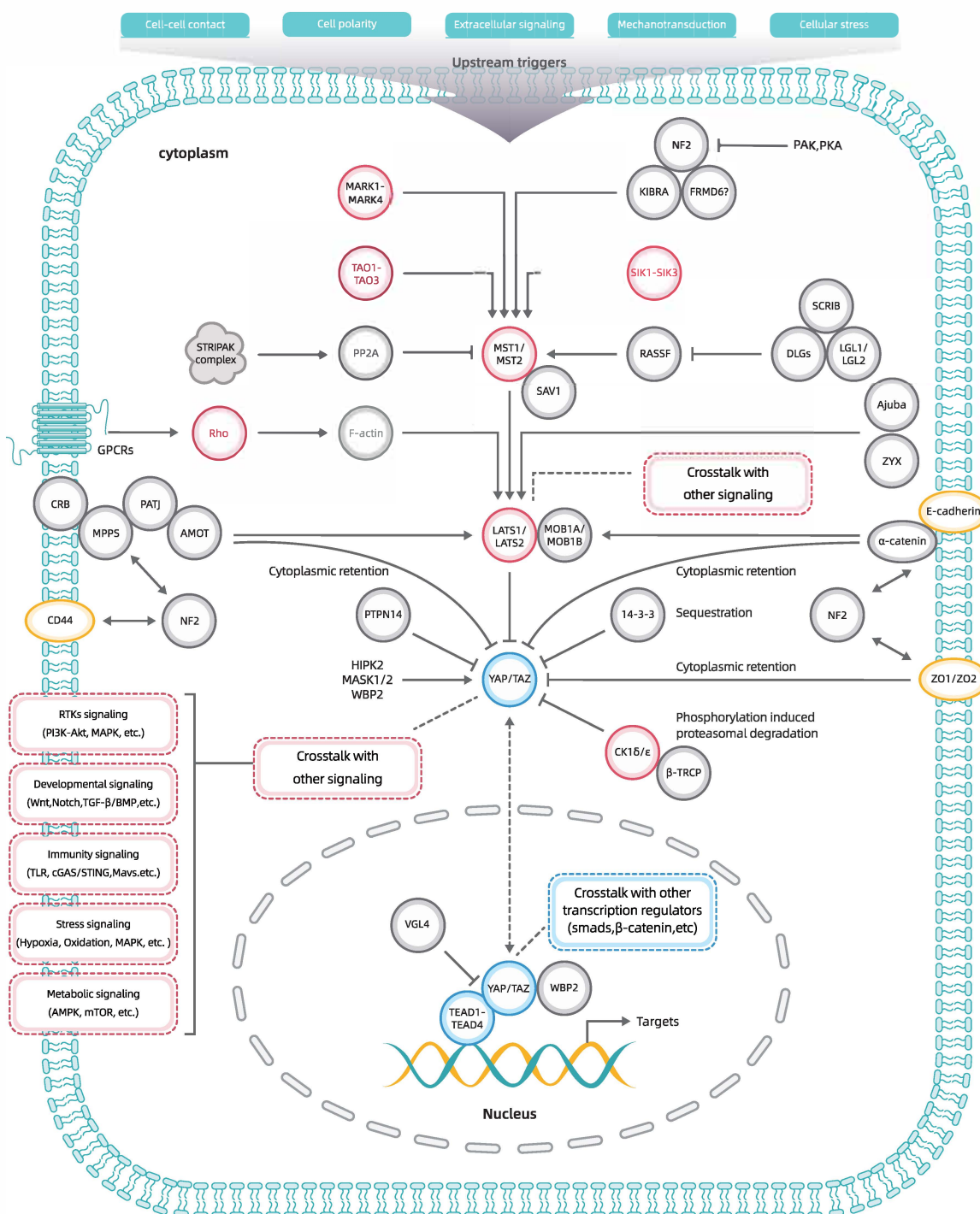


Rat ovary

TDP-43/TARDBP Rabbit mAb

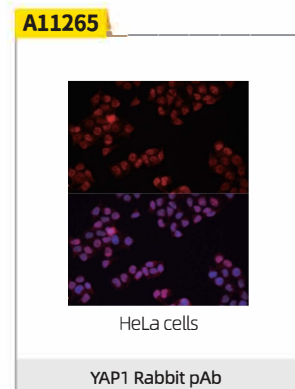
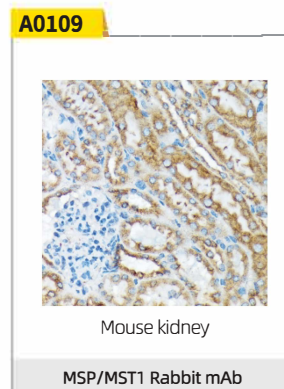

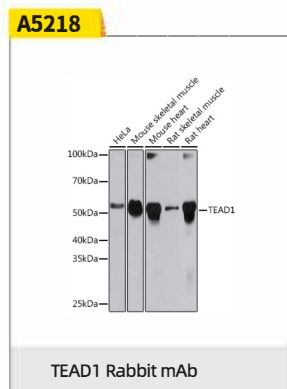
Hippo Pathway

The Hippo signaling pathway is an evolutionarily conserved network that has a central role in regulating cell proliferation and differentiation to control organ growth, tissue development and regeneration in response to a variety of upstream signals, and its deregulation is a key feature in many cancers. The Hippo signaling pathway is originally identified in fruit fly and the mammalian orthologs of many components have also been identified. The Hippo signaling pathway engages and crosstalks with many signal transduction pathways, including EGFR signaling, TGFβ-Smads signaling, Notch signaling, Wnt-β-catenin signaling and GPCR signaling, etc.



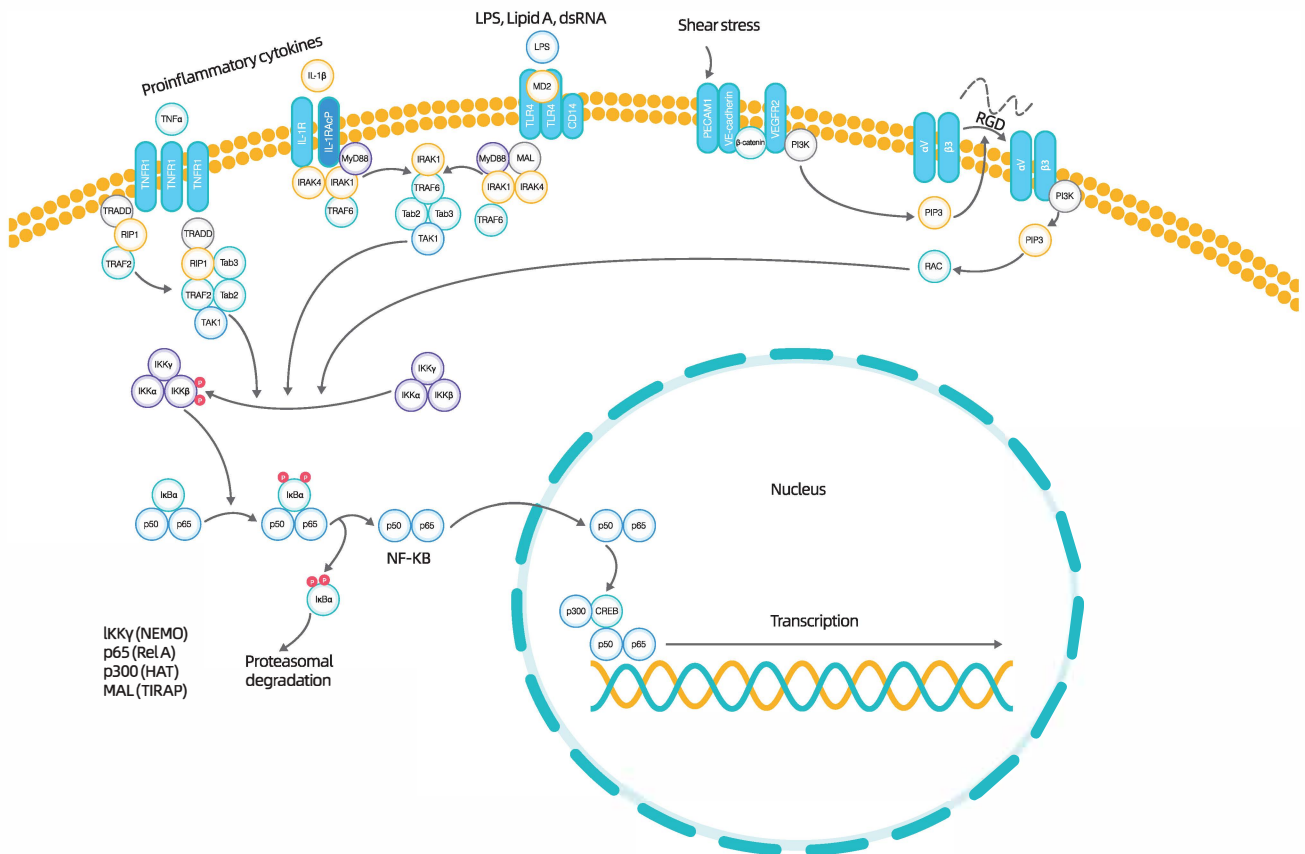


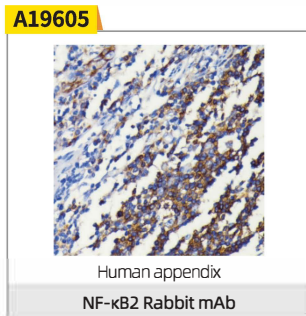
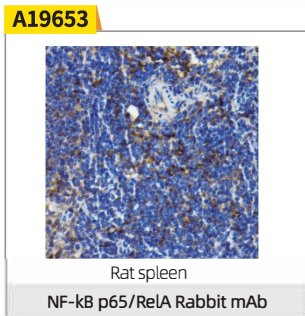
Antibodies for Hippo Pathway

Category	Target Name	Cat.No.	Product Name	Application	Reactivity
Upstream kinases	MST1	A0109	MSP/MST1 Rabbit mAb	WB,IHC,IF	H,M,R
		A9036	STK3 Rabbit mAb	WB,IHC,IF	H,M,R
	MST2	AP0934	Phospho-STK3-T117 Rabbit pAb	WB	H,M,R
		AP0935	Phospho-STK3-T384 Rabbit pAb	WB	H,M,R
	LATS1	A17992	LATS1 Rabbit pAb	WB,IHC	H,M,R
	LATS2	A16249	LATS2 Rabbit pAb	WB,IHC	H,M,R
Regulators of hippo signaling	Ajuba	A18153	AJUBA Rabbit pAb	WB,IHC	H,M,R
	AMOT	A8075	[KO Validated] AMOT Rabbit pAb	WB,IHC	H,M,R
		A13626	[KO Validated] NF2 Rabbit pAb	WB,IP	H,M,R
	Merlin	A0739	[KO Validated] NF2 Rabbit pAb	WB,IF,IP	H,M,R
		AP0414	Phospho-NF2-S518 Rabbit pAb	WB,IF	H,M,R
	MOB1	A18246	MOB1A/MOB1B Rabbit pAb	WB,IF	H,M,R
	SAV1	A18667	[KO Validated] SAV1 Rabbit pAb	WB,IHC	H,M,R
	PP1	A2108	PPA1 Rabbit pAb	WB,IHC	H,M,R
	PP2A	A18089	[KO Validated] PPP2R1B Rabbit pAb	WB,IHC,IF	H,M,R
		A19106	[KO Validated] Rho Rabbit mAb	WB	H
		RhoA	A15641	[KO Validated] RHOA Rabbit pAb	WB,IF
A18695			[KO Validated] RHOA Rabbit pAb	WB	H,M
A18820	Methyl-RHOA-H105 Rabbit pAb	WB	H		
Transcriptional regulators	TAZ TEAD	A8202	TAZ Rabbit pAb	WB,IHC,IF	H,M,R
		A5218	TEAD1 Rabbit mAb	WB	H,M,R
		A13366	TEAD1 Rabbit pAb	WB,IHC,IF,ChIP	H,M,R
		A7454	TEAD3 Rabbit pAb	WB,IHC,IF	H,M
		A4151	TEAD4 Rabbit pAb	WB	H,M,R
		A5092	TEAD1/2/3/4 Rabbit mAb	WB	H
	YAP	A19134	YAP1 Rabbit mAb	WB,IHC,IF	H
		A1002	[KO Validated] YAP1 Rabbit pAb	WB,IHC,IF,IP	H,M,R
		A11264	[KO Validated] YAP1 Rabbit pAb	WB,IF,IP	H,M,R
		A18651	MonoMethyl-YAP1-K342 Rabbit pAb	WB	H,M,R
		AP0489	Phospho-YAP1-S127 Rabbit pAb	WB,IHC,IF	H,M,R
		A20250	Non-phospho-YAP1-S127 Rabbit pAb	WB,IHC	H,M,R
		AP1187	Phospho-YAP1-S128 Rabbit pAb	WB	M
		AP0922	phospho-YAP1-S397 Rabbit pAb	WB	H,M,R











NF-κB Pathway

The NF-κB (nuclear factor-kappa B) protein family is a pleiotropic transcription factor. The most basic NF-κB signaling pathway includes receptor and receptor proximal signaling cohesion proteins, IκB kinase complexes, IκB proteins, and NF-κB dimers. When cells undergo various intracellular and extracellular stimuli, IκB kinase is activated, resulting in phosphorylation and ubiquitination of IκB protein, which is then deprotected. The NF-κB dimer is then released and further activated by various post-translational modifications before being transferred to the nucleus. In the nucleus, it binds to the targeted gene to facilitate gene transcription.



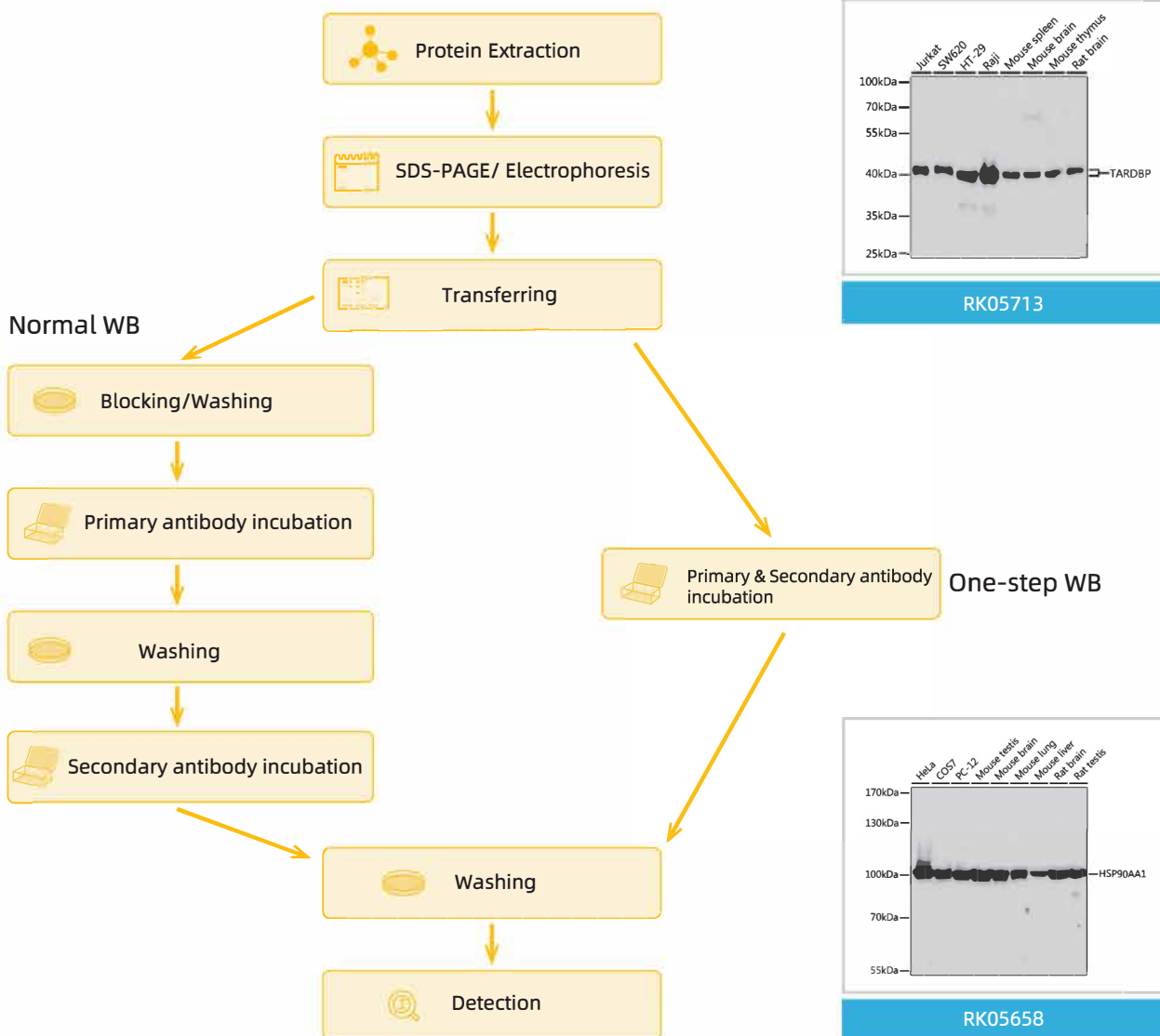
Antibodies for NF-κB Pathway

Category	Target Name	Cat.No.	Product Name	Application	Reactivity	
NF-κB family	NF-κB p65	A19653	[KO Validated] NF-κB p65 Rabbit mAb	WB,IHC,IP	H,M,R	
		A10609	NF-κB p65 Mouse mAb	WB,IHC,IF,IP	H,M,R	
		AP0475	Phospho-NF-κB p65-S536 Rabbit pAb	WB,IHC	H,M,R	
		AP0215	Phospho-NF-κB p65-S529 Rabbit pAb	WB	H	
		AP0123	Phospho-NF-κB p65-S276 Rabbit pAb	WB,IHC,IF	H,M,R	
		AP0445	Phospho-NF-κB p65-S311 Rabbit pAb	WB,IHC	H,M	
		AP0446	Phospho-RELA-S468 Rabbit pAb	WB	H,M	
		AP0838	Phospho-NF-κB p65-T434 Rabbit pAb	WB	H,M	
		AP0944	Phospho-RELA-S529 Rabbit pAb	WB	H,M,R	
		A17896	Acetyl-RELA-K310 Rabbit pAb	WB	H	
	Rel B	A0519	RELB Rabbit pAb	WB	H,M	
	NF-κB1 p105/p50	A6667	[KO Validated] NFKB1 Rabbit pAb	WB,IHC,IF	H,M	
		AP0125	Phospho-NFKB1-S337 Rabbit pAb	WB	H,M,R	
		AP0416	Phospho-NFKB1-S907 Rabbit pAb	WB	H	
		AP0264	Phospho-NFKB1-S927 Rabbit pAb	WB	H	
		AP0417	Phospho-NFKB1-S932 Rabbit pAb	WB,IHC	H,M,R	
		AP0513	Phospho-NFKB1-S933 Rabbit pAb	WB	H	
	NF-κB2 p100/p52	A19605	NF-κB2 Rabbit mAb	WB,IHC	H,M,R	
		A18039	[KO Validated] NF-κB2 Rabbit pAb	WB	H,M	
		A18062	[KO Validated] NF-κB2 Rabbit pAb	WB,IHC,IF	H,M,R	
AP0418		Phospho-NF-κB2-S866 Rabbit pAb	WB,IHC,IF	H,M,R		
AP0419		Phospho-NF-κB2-S870 Rabbit pAb	WB	H		
NF-κB regulators	IκB	A11397	[KO Validated] IκBα Rabbit pAb	WB,IP	H,M,R	
		A11168	[KO Validated] IκBα Rabbit pAb	WB,IHC	H,M,R	
		A19714	IκBα Rabbit mAb	WB,IHC	H,M,R	
		AP0707	Phospho-IκBα-S32 Rabbit mAb	WB	H,M,R	
		AP0731	Phospho-IκBα-S32 Rabbit pAb	WB,IHC,IF	H,M,R	
		AP0999	Phospho-IκBα-S36 Rabbit mAb	WB,IHC	H,M,R	
		AP1069	Phospho-IκBα-S36 Rabbit pAb	WB	H,M,R	
		AP0614	Phospho-IκBα-S32/36 Rabbit pAb	WB	H,M	
		AP0420	Phospho-IκBα-Y42 Rabbit pAb	WB	H	
		IKK	A19694	IKKα Rabbit mAb	WB	H,M
	AP0505		Phospho-IKKα-S176 Rabbit pAb	WB	H,M,R	
	AP0506		Phospho-IKKα-S180 Rabbit pAb	WB	H,M	
	A19606		IKKβ Rabbit mAb	WB,IHC	H	
	A3463		IKKε Rabbit mAb	WB,IHC	H,M,R	
	A0244		IKKε Rabbit pAb	WB,IHC,IF	H,M,R	
	A14093		IKKε Rabbit pAb	WB,IHC,IF	H,M,R	
	AP1127		Phospho-IKKε-S172 Rabbit pAb	WB	H,M,R	
	A12536		[KO Validated] IKKγ Rabbit pAb	WB,IP	H,M	
	A0917		IKKγ Rabbit pAb	WB,IHC,IF	H,M,R	
	AP1111	Phospho-IKKγ-S376 Rabbit pAb	WB	H,M,R		
AP0546	Phospho-IKKα/β-S176/180 Rabbit pAb	WB	H,M,R			

One-step WB

ABclonal rapid one-step WB experiment has significant advantages such as less experiment time, higher sensitivity and lower background. Usually normal WB will takes 5-6 hours for the complex process (blocking & washing, primary antibody binding & washing, secondary antibody binding & washing), furthermore, need optimize multiple steps. ABclonal one-step antibody combined the steps(blocking & washing, primary antibody binding & washing, secondary antibody binding & washing) into one, reduced the experiment time to 2 hours without decreasing the sensitivity.

One-step WB vs Normal WB



One-step WB Antibody Kits

Cat.No.	Product Name	Application	Reactivity
RK05617	[One Step] ACTR2 Antibody Kit	WB	H, M, R
RK05618	[One Step] ACTR3 Antibody Kit	WB	H, M, R, Mk
RK05619	[One Step] AK4 Antibody Kit	WB	H, M, R
RK05620	[One Step] AKR1A1 Antibody Kit	WB	H, M, R
RK05621	[One Step] ALDOA Antibody Kit	WB	H, M, R
RK05622	[One Step] ALDOB Antibody Kit	WB	H, M, R
RK05623	[One Step] ARHGDIA Antibody Kit	WB	H, M, R
RK05624	[One Step] ATP5A1 Antibody Kit	WB	H, M, R
RK05625	[One Step] ATP5H Antibody Kit	WB	H, M, R
RK05733	[One Step] ATP5O antibody Kit	WB	H, M, R
RK05626	[One Step] BCAP31 Antibody Kit	WB	H, M, R
RK05627	[One Step] BMP5 Antibody Kit	WB	H, M, R
RK05628	[One Step] C1QBP Antibody Kit	WB	H, M, R
RK05629	[One Step] CALB2 Antibody Kit	WB	H, M, R
RK05630	[One Step] CAT Antibody Kit	WB	H, M, R
RK05631	[One Step] CBX3 Antibody Kit	WB	H, M, R
RK05632	[One Step] CCT8 Antibody Kit	WB	H, M, R
RK05633	[One Step] CHCHD3 Antibody Kit	WB	H, M, R
RK05634	[One Step] CLDN7 Antibody Kit	WB	H, M, R
RK05635	[One Step] COPS5 Antibody Kit	WB	H, M, R
RK05636	[One Step] COX5A Antibody Kit	WB	H, M, R
RK05637	[One Step] COX5B Antibody Kit	WB	H, M, R
RK05638	[One Step] CSNK2A1 Antibody Kit	WB	H, M, R
RK05639	[One Step] CST3 Antibody Kit	WB	H, M, R
RK05640	[One Step] CTNNA1 Antibody Kit	WB	H, M, R
RK05641	[One Step] DARS Antibody Kit	WB	H, M, R
RK05642	[One Step] DISC1 Antibody Kit	WB	H, M, R
RK05643	[One Step] DNAJB1 Antibody Kit	WB	H, M, R
RK05644	[One Step] DNAJC19 Antibody Kit	WB	H, M, R
RK05645	[One Step] EIF5A Antibody Kit	WB	H, M
RK05664	[One Step] ERK2 Antibody Kit	WB	H, M, R
RK05646	[One Step] FDPS Antibody Kit	WB	H, M, R
RK05647	[One Step] FLOT1 Antibody Kit	WB	H, M, R
RK05739	[One Step] GARS antibody Kit	WB	H, M, R
RK05648	[One Step] GDA Antibody Kit	WB	H, M, R
RK05649	[One Step] GOT2 Antibody Kit	WB	H, M, R
RK05650	[One Step] GPI Antibody Kit	WB	H, M, R
RK05651	[One Step] GSTP1 Antibody Kit	WB	H, M
RK05652	[One Step] HACE1 Antibody Kit	WB	H, M, R
RK05653	[One Step] HADHA Antibody Kit	WB	H, M, R
RK05654	[One Step] HAX1 Antibody Kit	WB	H, M, R
RK05655	[One Step] HK1 Antibody Kit	WB	H, M, R
RK05718	[One Step] HMGB1 antibody Kit	WB	H, M, R
RK05656	[One Step] HPCAL1 Antibody Kit	WB	H, M, R
RK05657	[One Step] HPRT1 Antibody Kit	WB	H, M, R
RK05660	[One Step] Hsc70 Antibody Kit	WB	H, M, R
RK05661	[One Step] Hsp60 Antibody Kit	WB	H, M, R
RK05659	[One Step] HSP70 Antibody Kit	WB	H, M, R
RK05658	[One Step] HSP90AA1 Antibody Kit	WB	H, M, R
RK05737	[One Step] HSP90AB1 antibody Kit	WB	H, M, R, Mk

Cat.No.	Product Name	Application	Reactivity
RK05662	[One Step] KPNB1 Antibody Kit	WB	H, M, R
RK05731	[One Step] LDHB antibody Kit	WB	H, M, R
RK05663	[One Step] LSM4 Antibody Kit	WB	H, M, R
RK05665	[One Step] MCCC2 Antibody Kit	WB	H, M, R
RK05666	[One Step] MCM3 Antibody Kit	WB	H, M, R
RK05730	[One Step] MIF antibody Kit	WB	H, M, R
RK05667	[One Step] MOGS Antibody Kit	WB	H, M, R
RK05668	[One Step] MRPL13 Antibody Kit	WB	H, M, R
RK05669	[One Step] NDUFA7 Antibody Kit	WB	H, M, R
RK05670	[One Step] NDUFB10 Antibody Kit	WB	H, M, R
RK05671	[One Step] NDUFS4 Antibody Kit	WB	H, M, R
RK05735	[One Step] NDUFS5 antibody Kit	WB	H, M, R
RK05672	[One Step] NDUFV2 Antibody Kit	WB	H, M, R
RK05673	[One Step] NFU1 Antibody Kit	WB	H, M, R
RK05674	[One Step] OAT Antibody Kit	WB	H, M, R
RK05675	[One Step] P2RY14 Antibody Kit	WB	H, M, R
RK05676	[One Step] PARG Antibody Kit	WB	H, M, R
RK05677	[One Step] PDXK Antibody Kit	WB	H, M, R
RK05678	[One Step] PEBP1 Antibody Kit	WB	H, M, R
RK05736	[One Step] PGAM1 antibody Kit	WB	H, M, R
RK05679	[One Step] PHB Antibody Kit	WB	H, M, R
RK05680	[One Step] PIDD Antibody Kit	WB	H, M, R
RK05681	[One Step] POLR2H Antibody Kit	WB	H, M, R
RK05682	[One Step] PPIA Antibody Kit	WB	H, M, R
RK05683	[One Step] PPP3R1 Antibody Kit	WB	H, M, R
RK05738	[One Step] PPP4C antibody Kit	WB	H, M, R
RK05684	[One Step] PQBP1 Antibody Kit	WB	H, M, R
RK05725	[One Step] PRDX2 antibody Kit	WB	H, M
RK05726	[One Step] PRDX3 antibody Kit	WB	H, M, R
RK05685	[One Step] PSMA2 Antibody Kit	WB	H, M, R
RK05686	[One Step] PSMA3 Antibody Kit	WB	H, M, R
RK05687	[One Step] PSMA4 Antibody Kit	WB	H, M, R
RK05688	[One Step] PSMA5 Antibody Kit	WB	H, M, R
RK05689	[One Step] PSMA6 Antibody Kit	WB	H, M, R
RK05690	[One Step] PSMB4 Antibody Kit	WB	H, M, R
RK05691	[One Step] PSMC2 Antibody Kit	WB	H, M, R
RK05692	[One Step] PSTPIP1 Antibody Kit	WB	H, M, R
RK05693	[One Step] PYGB Antibody Kit	WB	H, M, R
RK05740	[One Step] RAB7A antibody Kit	WB	H, M, R
RK05694	[One Step] RALB Antibody Kit	WB	H, M, R
RK05695	[One Step] RAN Antibody Kit	WB	H, M, R, Mk
RK05696	[One Step] RPA2 Antibody Kit	WB	H, M, R
RK05697	[One Step] RPL13 Antibody Kit	WB	H, M, R
RK05698	[One Step] RPL14 Antibody Kit	WB	H, M, R
RK05699	[One Step] RPL23A Antibody Kit	WB	H, M, R
RK05700	[One Step] RPL36 Antibody Kit	WB	H, M, R
RK05701	[One Step] RPS10 Antibody Kit	WB	H, M, R
RK05702	[One Step] RPS14 Antibody Kit	WB	H, M, R
RK05703	[One Step] RPS3 Antibody Kit	WB	H, M, R
RK05728	[One Step] RPS3A antibody Kit	WB	H, M, R
RK05704	[One Step] RPS4X Antibody Kit	WB	H, M, R
RK05729	[One Step] RPS5 antibody Kit	WB	H, M
RK05705	[One Step] RRM1 Antibody Kit	WB	H, M, R
RK05706	[One Step] RUVBL2 Antibody Kit	WB	H, M, R
RK05707	[One Step] SDHB Antibody Kit	WB	H, M, R
RK05708	[One Step] SFPQ Antibody Kit	WB	H, M, R
RK05709	[One Step] SLC7A5 Antibody Kit	WB	H, M, R
RK05732	[One Step] SRM antibody Kit	WB	H, M, R
RK05710	[One Step] SRSF3 Antibody Kit	WB	H, M, R

Citations And References

ABclonal antibodies have been cited by high-impact scientific journals such as Nature, Science, and Cell. We will continue to offer high-quality antibodies to serve the scientific research community. Our goal is to provide antibodies with the most trustworthy experimental data.



Representative Literatures

Title	Affiliations	Journal	IF	Cat.No.	Product name	Application	Reactivity
Mouse totipotent stem cells captured and maintained through spliceosomal repression	Peking University	Cell	41.58	A7040	EFTUD2 Rabbit pAb	WB,IHC,IF,IP	H,M,R
Glycogen accumulation and phase separation drives liver tumor initiation	Xiamen University	Cell	41.582	A1002	YAP1 Rabbit pAb	WB,IHC,IF,IP	H,M,R
Targeting Mitochondria-Located circRNA SCAR Alleviates NASH via Reducing mROS Output	Sun Yat-Sen University	Cell	41.582	A9840	RNASEL Rabbit pAb	WB	H,M,R
Formation of NPR1 Condensates Promotes Cell Survival during the Plant Immune Response	Duke University	Cell	41.582	A20262	NIMIM1 Rabbit pAb	WB	Arabidopsis thaliana
Distinct Processing of lncRNAs Contributes to Non-conserved Functions in Stem Cells	Shanghai Institute of Biochemistry and Cell Biology	Cell	41.582	A5964	STRAP Rabbit pAb	WB,IF,IP	H,M,R
Initiation of Parental Genome Reprogramming in Fertilized Oocyte by Splicing Kinase SRPK1-Catalyzed Protamine Phosphorylation	University of California	Cell	41.582	A5854	SRPK1 Rabbit pAb	WB,IF	H,M,R
Pervasive Chromatin-RNA Binding Protein Interactions Enable RNA-Based Regulation of Transcription.	Wuhan University	Cell	41.582	A5016	FIP1L1 Rabbit pAb	WB,IF	H,M,R
Structure and Degradation of Circular RNAs Regulate PKR Activation in Innate Immunity.	Shanghai Institute of Biochemistry and Cell Biology	Cell	41.582	AP0342	Phospho-eIF2 α -S51 Rabbit pAb	WB	H,R

2022 ABclonal Antibody Catalog

Title	Affiliations	Journal	IF	Cat.No.	Product name	Application	Reactivity
Integrated Proteogenomic Characterization of HBV-Related Hepatocellular Carcinoma	Fudan University	Cell	41.582	A11932	β-Catenin Rabbit pAb	WB,IF,IP	H,M,R
Microbial Siderophore Enterobactin Promotes Mitochondrial Iron Uptake and Development of the Host via Interaction with ATP Synthase.	University of Colorado	Cell	41.582	A5769	ATPB Rabbit pAb	WB,IHC,IF	H,M,R
Methyltransferase SETD2-Mediated Methylation of STAT1 Is Critical for Interferon Antiviral Activity	Zhejiang University School of Medicine	Cell	41.582	A3194	SETD2 Rabbit pAb	WB,IF	H,M,R
Temporal Control of Mammalian Cortical Neurogenesis by m6A Methylation	University of Pennsylvania	Cell	41.582	A8530	METTL14 Rabbit pAb	WB,IHC,IF,IP	H,M,R
Stabilization of Reversed Replication Forks by Telomerase Drives Telomere Catastrophe	Francis Crick Institute	Cell	41.582	A9555	ZRANB3 Rabbit pAb	WB	H,M,R
MicroRNA directly enhances mitochondrial translation during muscle differentiation	Wuhan University	Cell	41.582	A4967	MRPL24 Rabbit pAb	WB	H,M,R
Reversing a Model of Parkinson's Disease With in Situ Converted Nigral Neurons	University of California	Nature	49.962	A6107	PTBP1 Rabbit pAb	WB,IHC,IF	H,M,R
Molecular basis of nucleosomal H3K36 methylation by NSD methyltransferases	Beijing Normal University	Nature	49.962	A2364	H3K36me Rabbit pAb	WB,IF,IP,ChIP,ChIP-seq	H,M,R,Other (Wide Range)
Structural basis of nucleosome recognition and modification by MLL methyltransferases.	Shanghai Jiao Tong University School of Medicine	Nature	49.962	A2357	H3K4me3 Rabbit pAb	DB,WB,IHC,IF,IP,ChIP,ChIP-seq	H,M,R,Other (Wide Range)
Proteomics identifies new therapeutic targets of early-stage hepatocellular carcinoma.	Beijing Institute of Lifeomics	Nature	49.962	A2091	Integrin alpha V (ITGAV/CD51) Rabbit pAb	WB,IHC,IP	H,M,R
Modulating plant growth-metabolism coordination for sustainable agriculture	Institute of Genetics and Developmental Biology	Nature	49.962	A16279	SLR1 Rabbit pAb	WB	Oryza sativa
Nuclear cGAS suppresses DNA repair and promotes tumorigenesis.	Tongji University School of Medicine	Nature	49.962	AP0946	Phospho-CGAS-Y215 Rabbit pAb	WB	H,M,R
RNA m6A methylation regulates the ultraviolet-induced DNA damage response.	Harvard Medical School	Nature	49.962	A8370	METTL3 Rabbit pAb	WB,IHC,IF,IP	H,M,R
Galactosaminogalactan activates the inflammasome to provide host protection	St Jude Children's Research Hospital	Nature	49.962	A6724	RPL14 Rabbit pAb	WB,IF	H,M,R
Plant 22-nt siRNAs mediate translational repression and stress adaptation	Southern University of Science and Technology	Nature	49.962	A2348	Histone H3 Rabbit pAb	WB,IHC,IP,ChIP	H,M,R,Other (Wide Range)
U1 snRNP regulates chromatin retention of noncoding RNAs	Tsinghua University	Nature	49.962	A5761	p53 Rabbit pAb	WB,IHC,IP	H,M,R
Stella safeguards the oocyte methylome by preventing de novo methylation mediated by DNMT1.	Institute of Biophysics	Nature	49.962	A3169	DNMT3A Rabbit pAb	WB,IHC,IF	H,M,R
Structural insights into preinitiation complex assembly on core promoters	Fudan University	Science	47.728	A2192	[KO Validated] TBP Rabbit pAb	WB	H

2022 ABclonal Antibody Catalog

Title	Affiliations	Journal	IF	Cat.No.	Product name	Application	Reactivity
NIN-like protein transcription factors regulate leghemoglobin genes in legume nodules	Centre for Excellence in Molecular Plant Sciences	Science	47.72	A20191	MtLBsRabbit pAb	WB	Medicago truncatula
Identification of Integrator-PP2A complex (INTAC), an RNA polymerase II phosphatase	Shanghai Medical College of Fudan University	Science	47.728	A7253	H3K27ac Rabbit pAb	WB,IHC,IF,IP, ChIP,ChIP-seq	H,M,R,Other (Wide Range)
Enhanced sustainable green revolution yield via nitrogen-responsive chromatin modulation in rice.	Institute of Genetics and Developmental Biology	Science	47.728	A16279	SLR1 Rabbit pAb	WB	Oryza sativa
Comprehensive characterization of protein-protein interactions perturbed by disease mutations	Harvard Medical School	Nat Genet	38.33	A2877	ALOX5 Rabbit mAb	WB,IHC,IF	H,M,R
Direct Phosphorylation and Stabilization of MYC by Aurora B Kinase Promote T-cell Leukemogenesis	Zhongnan Hospital of Wuhan University	Cancer Cell	31.743	A11021	Active Caspase-3 RabbitmAb	WB	H
Engineering Extracellular Vesicles Enriched with Palmitoylated ACE2 as COVID - 19 Therapy	Soochow University	AdvMater	30.849	A20022	SARS-CoV-2 Spike S1.mAb	ELISA,FCM, IF,IP	SARS-CoV-2
Single-Cell Immunoblotting based on a Photoclick Hydrogel Enables High-Throughput Screening and Accurate Profiling of Exogenous Gene Expression	Shanghai Jiao Tong University	AdvMater	30.84	A19118	SOX2 Rabbit mAb	WB	H,M,R
The piRNA CHAPIR regulates cardiac hypertrophy by controlling METTL3-dependent N6-methyladenosine methylation of Parp10 mRNA	Qingdao University	Nat Cell Biol	28.824	A12427	PCNA Rabbit mAb	WB,IHC,IF,IP	H,M,R,African green monkey
Coinfection with influenza A virus enhances SARS-CoV-2 infectivity	Wuhan University	CellRes	25.617	A4612	ACE2 Rabbit mAb	WB,IHC,IF	H,M,R
SDX on the X chromosome is required for male sex determination	Wuhan University	CellRes	25.61	A19707	VDAC1 RabbitmAb	WB,IHC,IF	H,M,R
SPT5 stabilizes RNA polymerase II, orchestrates transcription cycles, and maintains the enhancer landscape	Fudan University	Mol Cell	17.97	A2752	Vinculin Rabbit mAb	WB,IHC,IP	H,M,R
PRMT5 Enables Robust STAT3 Activation via Arginine Symmetric Dimethylation of SMAD7	Zhejiang University	AdvSci (Weinh)	16.8	A19663	Survivin Rabbit mAb	WB	M,R
SPATA33 is an autophagy mediator for cargo selectivity in germline mitophagy	Wuhan University	Cell Death Differ	15.828	A19700	[KO Validated] SQSTM1/p62 RabbitmAb	WB,IHC,IF,IP	H,M,R
USP9X-mediated KDM4C deubiquitination promotes lung cancer radioresistance by epigenetically inducing TGF-β2 transcription	Huazhong University of Science and Technology	Cell Death Differ	15.828	A19650	ATM RabbitmAb	WB,IHC	H,M,R
YTHDC1-mediated augmentation of miR-30d in repressing pancreatic tumorigenesis via attenuation of RUNX1-induced transcriptional activation of Warburg effect	Shanghai Jiaotong University	Cell Death Differ	15.828	A19841	N6-methyladenosine /m6A Rabbit mAb	Nucleotide Array,DB,IF	H,M,R, Other (Wide Range)


Cited Antibodies

Cat.No.	Product Name	Application	Reactivity
A19654	[KO Validated] active + pro Caspase-3 Rabbit mAb	WB	H,M,R
A17911	[KO Validated] APP Rabbit mAb	WB,IHC,IF,IP	H,M,R
A19677	[KO Validated] ATG5 Rabbit mAb	WB,IHC,IP	H,M,R
A18642	[KO Validated] Bax Rabbit mAb	WB,IHC,IP	H,M
A19094	[KO Validated] CDKN1A/p21CIP1 Rabbit mAb	WB,IHC	H,M,R
A11651	[KO Validated] CDKN2A/p16INK4a Rabbit mAb	WB,IHC,IF	H
A19032	[KO Validated] c-Myc Rabbit mAb	WB,IF,ChIP	H,M
A19037	[KO Validated] Cyclin B1 Rabbit mAb	WB,IHC,IP	H,M
A19038	[KO Validated] Cyclin D1 Rabbit mAb	WB,IHC,IF,IP	H,M,R
A4912	[KO Validated] Cytochrome C Rabbit mAb	WB,IHC	H,M,R
A19679	[KO Validated] DNMT1 Rabbit mAb	WB,IHC,IF,IP,ChIP	H,M,R
A19659	[KO Validated] DNMT3A Rabbit mAb	WB,IP	H,M,R
A19630	[KO Validated] ERK2 Rabbit mAb	WB	H,M,R
A11243	[KO Validated] GPX4 Rabbit mAb	WB,IP	H,M,R
A19529	[KO Validated] HMGB1 Rabbit mAb	WB,IHC,IF	H,M,R
A19622	[KO Validated] HuR/ELAVL1 Rabbit mAb	WB,IHC,IF,IP	H,M,R
A19524	[KO Validated] Lamin A/C Rabbit mAb	WB,IHC,IF,IP	H,M,R
A19665	[KO Validated] LC3B Rabbit mAb	WB,IHC,IF,IP	H,M,R
A19078	[KO Validated] MEK2 Rabbit mAb	WB	H,M
A19083	[KO Validated] N-Cadherin Rabbit mAb	WB,IHC,IF	H,M,R
A19585	[KO Validated] p53 Rabbit mAb	WB,IHC,IP	H,M
A19104	[KO Validated] PTEN Rabbit mAb	WB,IHC,IF	H,M,R
A19667	[KO Validated] SIRT1 Rabbit mAb	WB,IF	H
A19114	[KO Validated] Smad2 Rabbit mAb	WB,IF,IP	H,M,R
A19115	[KO Validated] Smad3 Rabbit mAb	WB,IHC,IF,IP	H,M,R
A19116	[KO Validated] Smad4 Rabbit mAb	WB,IHC,IP	H,M,R
A19700	[KO Validated] SQSTM1/p62 Rabbit mAb	WB,IHC,IF,IP	H,M,R
A19119	[KO Validated] Src Rabbit mAb	WB,IF,IP	H,M,R
A19566	[KO Validated] STAT3 Rabbit mAb	WB,IHC,IF,IP	H,M,R
A19666	[KO Validated] TTC11/FIS1 Rabbit mAb	WB,IHC,IF,IP	H,M,R
A19607	[KO Validated] Vimentin Rabbit mAb	WB,IHC,IF,IP	H,M,R
A19657	[KO Validated] β -Catenin Rabbit mAb	WB,IHC,IF,IP	H,M,R
A17907	ABCG1 Rabbit mAb	WB	H,M,R
A4612	ACE2 Rabbit mAb	WB,IHC,IF	H,M,R
A16324	Acetyl-p53-K382 Rabbit mAb	WB	H,M
A3719	ACLY Rabbit mAb	WB,IF	H,M,R
A20414	ACSL4 Rabbit mAb	WB,IP	H,M,R
A11021	Active Caspase-3 Rabbit mAb	WB	H
A8939	ACTN2 Rabbit mAb	WB,IF	H,M,R
A11466	ADAR1 Rabbit mAb	WB,IHC	H,M,R
A11691	Aggrecan Rabbit mAb	WB,IHC	H,M,R
A19536	AIF Rabbit mAb	WB,IHC	H,M,R
A19776	AIF1/IBA1 Rabbit mAb	WB,IHC,IF	H,M,R
A17909	AKT1 Rabbit mAb	WB,IHC,IF,IP	H,M,R
A0157	ALDH1A1 Rabbit mAb	WB,IF,IP	H,M,R
A11445	ALDOA Rabbit mAb	WB,IHC	H,M,R
A0514	Alkaline Phosphatase (ALPL) Rabbit mAb	WB,IHC	H,M,R
A2877	ALOX5 Rabbit mAb	WB,IHC,IF	H,M,R
A19611	Androgen Receptor Rabbit mAb	WB,IHC,IF,IP	H,M,R
A4184	ApoB Rabbit mAb	WB	M,R
A8687	A-RAF Rabbit mAb	WB,IHC	H
A4923	Arginase 1 (ARG1) Rabbit mAb	WB,IHC,IF	H,M,R

Cat.No.	Product Name	Application	Reactivity
A19610	ATG12 Rabbit mAb	WB,IHC,IP	H,M,R
A19604	ATG7 Rabbit mAb	WB,IHC,IP	H,M,R
A19650	ATM Rabbit mAb	WB,IHC	H,M,R
A11217	ATP5A1 Rabbit mAb	WB,IHC,IF	H,M,R
A19539	Aurora B Rabbit mAb	WB,IF	H,M,R
A19595	Bad Rabbit mAb	WB,IHC	H,M,R
A19684	Bax Rabbit mAb	WB,IHC,IF	H,M,R
A20227	Bax Rabbit mAb	WB,IHC,IF,IP	H,M,R
A19693	Bcl-2 Rabbit mAb	WB,IHC,IP	H,M,R
A19703	Bcl-XL Rabbit mAb	WB	H,M,R
A4873	BDNF Rabbit mAb	WB,IF	H,M,R
A4908	BiP/GRP78 Rabbit mAb	WB	H,M
A11405	BMP4 Rabbit mAb	WB,IHC,IF	H
A19593	BNIP3 Rabbit mAb	WB,IHC	H,M,R
A19002	BTK Rabbit mAb	WB,IHC,IF	H,M
A4885	Calmodulin 1/2/3 Rabbit mAb	WB,IF	H,M,R
A4846	Calnexin Rabbit mAb	WB	H
A8710	Calpain 1 Rabbit mAb	WB,IF	H,M,R
A4066	Calpain 2 Rabbit mAb	WB	H,M,R
A3734	Calponin Rabbit mAb	WB,IHC,IF	H,M,R
A11563	Calreticulin Rabbit mAb	WB,IHC,IP	H,M,R
A0198	CaMKII Rabbit mAb	WB,IHC	H,M,R
A4914	Cardiac troponin T (TNNT2) Rabbit mAb	WB,IHC,IF	M,R
A19552	Caspase-6 Rabbit mAb	WB,IHC,IF	H,M,R
A19549	Caspase-8 Rabbit mAb	WB	H
A11910	Caspase-9 Rabbit mAb	WB,IHC,IF	H,M,R
A19006	Caveolin-1 Rabbit mAb	WB,IHC,IF	H,M,R
A0121	CCR7 Rabbit mAb	WB,IHC,IF	H,M,R
A11669	CD13/ANPEP Rabbit mAb	WB,IHC,IF	H,M,R
A4893	CD20 Rabbit mAb	WB,IHC,IF	H
A4252	CD26/DPP4 Rabbit mAb	WB	H,M,R
A4900	CD31/PECAM1 Rabbit mAb	WB,IF	H,M
A19016	CD36/SR-B3 Rabbit mAb	WB	M,R
A19017	CD3E Rabbit mAb	WB,IHC,FC	H,M,R
A19020	CD44 Rabbit mAb	WB,IHC	H
A19021	CD45 Rabbit mAb	WB,IHC	H
A11382	CD47 Rabbit mAb	WB,IHC	H,M,R
A19023	CD63 Rabbit mAb	WB	H,M,R
A19026	CD86 Rabbit mAb	WB	H,M,R
A19027	CD9 Rabbit mAb	WB,IHC	H,M
A11420	CDK1 Rabbit mAb	WB,IHC,IF,IP	H,M,R
A0094	CDK2 Rabbit mAb	WB	H,M,R
A0106	CDK6 Rabbit mAb	WB	H,R
A3975	CENPC Rabbit mAb	WB,IF	H,M,R
A20229	Ceruloplasmin Rabbit mAb	WB,IHC,IF	H,M,R
A19543	Chk2 Rabbit mAb	WB,IHC	H
A4943	Clathrin heavy chain Rabbit mAb	WB,IHC,IF,IP	H,M,R
A19612	Cleaved PARP1 p25 Rabbit mAb	WB	H,M
A4395	Coagulation factor III/Tissue Factor Rabbit mAb	WB	H,M,R
A0817	Collagen III alpha 1/COL3A1 Rabbit mAb	WB,IF,IP	H,M,R
A11645	Collagen X/COL10A1 Rabbit mAb	WB	M,R
A9518	Cortactin Rabbit mAb	WB,IHC,IF	H,M,R
A11631	COX IV Rabbit mAb	WB,IHC	H,M,R
A10826	CREB1 Rabbit mAb	WB	H,M,R
A0914	CTNNBIP1 Rabbit mAb	WB	H
A19036	Cyclin A2 Rabbit mAb	WB,IHC,IF	H,M,R
A5097	Cyclophilin 40 Rabbit mAb	WB,IHC	H,M,R
A4669	Cytokeratin 10 Rabbit mAb	WB,IF	H,M,R
A4854	Cytokeratin 15 (KRT15) Rabbit mAb	WB,IF	H,R
A19040	Cytokeratin 19 (KRT19) Rabbit mAb	WB,IHC	H,M,R
A4765	Cytokeratin 7 (KRT7) Rabbit mAb	WB,IHC	H,M,R
A19766	DBF4 Rabbit mAb	WB	H
A11339	DDX5 Rabbit mAb	WB,IHC,IF,IP	H,M,R

Cat.No.	Product Name	Application	Reactivity
A19043	DR5/TRAILR2/TNFRSF10B Rabbit mAb	WB,IHC,IF	H,M,R
A19579	E2F1 Rabbit mAb	WB,IP	H,M,R
A8985	eIF4A3 Rabbit mAb	WB,IF	H,M,R
A19045	eIF4EBP1 Rabbit mAb	WB,IHC	H,R
A4782	ERK1/2 Rabbit mAb	WB,IHC	H,M,R
A4176	ESRRA Rabbit mAb	WB	H,M
A11481	FABP4 Rabbit mAb	WB	M,R
A11131	FAK Rabbit mAb	WB,IF	H,M,R
A19050	Fatty Acid Synthase (FASN) Rabbit mAb	WB,IHC,IF,IP	H,M
A19544	Ferritin Heavy Chain Rabbit mAb	WB,IHC	H,M,R
A11241	Ferritin Light Chain Rabbit mAb	WB,IHC	H,M,R
A19052	FGFR3 Rabbit mAb	WB,IHC	H,M,R
A0850	Fibrillarin/U3 RNP Rabbit mAb	WB,IF	H,M,R
A12977	Fibronectin Rabbit mAb	WB,IF	H,M
A19109	FSP1/S100A4 Rabbit mAb	WB,IHC,IF	H,M,R
A3968	G3BP1 Rabbit mAb	WB,IF,IP	H,M,R
A19636	GATA3 Rabbit mAb	WB,IP	H,M
A19058	GFAP Rabbit mAb	WB,IHC,IF	H,M,R
A5009	GLP-2 Rabbit mAb	IHC,IF	M,R
A19583	Glucocorticoid Receptor Rabbit mAb	WB,IP	H,M,R
A11727	GLUT1/SLC2A1 Rabbit mAb	WB	H,M,R
A19592	Granzyme B Rabbit mAb	WB	H
A11731	GSK3 β Rabbit mAb	WB,IHC,IF	H,M,R
A19537	HDAC3 Rabbit mAb	WB,IP	H,M,R
A19062	Heme Oxygenase 1 (HO-1/HMOX1) Rabbit mAb	WB,IHC	H,M,R
A0925	HES1 Rabbit mAb	WB,IHC	M,R
A19532	HIF1 β /ARNT Rabbit mAb	WB,IHC	H
A3692	Histone H2A Rabbit mAb	WB,IHC,IP	H,M,R,Other (Wide Range)
A17562	Histone H3 Rabbit mAb	WB,IHC,IF,ChIP	H,M,R
A19053	HNF3 β /FOXA2 Rabbit mAb	WB,IF,IP	H,R
A3500	HRH3 Rabbit mAb	WB,IP	H,M,R
A11156	HSP27/HSPB1 Rabbit mAb	WB,IF	H,M,R
A0564	HSP60/HSPD1 Rabbit mAb	WB,IHC,IF	H,M,R
A5027	Hsp90 α / β Rabbit mAb	WB	H,M,R
A12255	IL10 Rabbit mAb	WB,IF	H,M,R
A19635	IL1 β Rabbit mAb	WB,IF	H
A19071	Integrin alpha V (ITGAV/CD51) Rabbit mAb	WB,IHC	H,M,R
A3209	IRF6 Rabbit mAb	WB,IF,IP	H,M,R
A2416	ISG15 Rabbit mAb	WB,IF	H,M,R
A19714	I κ B α Rabbit mAb	WB,IHC	H,M,R
A4087	JAB1/CSN5/COP55 Rabbit mAb	WB,IHC,IF,ChIP	H,M,R
A19629	JAK2 Rabbit mAb	WB	H,M
A4867	JNK1/2/3 Rabbit mAb	WB,IF	H,M,R
A6670	KDM4B/JMJD2B Rabbit mAb	WB,IF	H,M,R
A11005	Ki67 Rabbit mAb	WB	H
A11495	Lamin B1 Rabbit mAb	WB,IHC	H,M,R
A0593	LAMP2 Rabbit mAb	WB,IHC	H,M,R
A4473	LEF1 Rabbit mAb	WB	H,M
A4115	Lipoprotein lipase (LPL) Rabbit mAb	WB	H,M
A4708	LOXL2 Rabbit mAb	WB	H
A0633	LRP1 Rabbit mAb	WB	H,M,R
A3974	LXR α Rabbit mAb	WB,IHC,IF	H,M,R
A4868	MEK1/MEK2 Rabbit mAb	WB	H,M,R
A19678	Mitofusin 2 Rabbit mAb	WB	H,M,R
A19685	MLKL Rabbit mAb	WB,IHC	H,M,R
A11148	MMP13 Rabbit mAb	WB,IHC,IF	H
A0067	MMP14/MT1-MMP Rabbit mAb	WB	H,M,R
A19080	MMP2 Rabbit mAb	WB	H,M,R
A4105	Monoamine Oxidase A (MAOA) Rabbit mAb	WB,IHC	H,M,R
A4168	MSMB Rabbit mAb	WB,IF	H,M
A19081	MUC1 Rabbit mAb	WB,IHC	H,M,R
A4767	MUC2 Rabbit mAb	WB,IHC	H,M,R
A11162	Myelin Basic Protein Rabbit mAb	WB,IF	M,R

Cat.No.	Product Name	Application	Reactivity
A19841	N6-methyladenosine / m6A Rabbit mAb	Nucleotide Array,DB,IF	H,M,R,Other (Wide Range)
A6811	NEK2 Rabbit mAb	WB	H,M,R
A19086	NeuN Rabbit mAb	WB,IHC,IF	H,M,R
A19087	Neuropilin-1 (NRP1) Rabbit mAb	WB	H,M,R
A19653	NF-kB p65/RelA Rabbit mAb	WB,IHC,IF,IP	H,M,R,Mk
A11699	NMDAR1 Rabbit mAb	WB,IF	H,M,R
A19701	NOX2/gp91phox Rabbit mAb	WB	H,M,R
A3656	NOX4 Rabbit mAb	WB	M,R
A19586	NQO1 Rabbit mAb	WB,IHC,IP	H,M,R
A19093	P Glycoprotein Rabbit mAb	WB,IHC	H,M,R
A4771	p38 MAPK Rabbit mAb	WB	H,M,R
A4898	p70 S6 Kinase 1 Rabbit mAb	WB	H,M
A19608	PAK1 Rabbit mAb	WB,IF	H,M,R
A4903	Pan Cadherin Rabbit mAb	WB,IHC	H,M,R
A18675	Pan-AKT Rabbit mAb	WB,IHC,IF,IP	H,M,R
A19596	PARP1 Rabbit mAb	WB,IHC	H,M,R
A19099	PAX6 Rabbit mAb	WB,IHC	H,M,R
A4881	PBR/TSPO Rabbit mAb	WB,IHC,IF	H,M
A12427	PCNA Rabbit mAb	WB,IHC,IF,IP	H,M,R,Mk
A19531	PDGFRB Rabbit mAb	WB,IF	H,M
A3475	PEDF/SERPINF1 Rabbit mAb	WB	H,M,R
A19674	PGC1 α / β Rabbit mAb	WB	M,R
AP0637	Phospho-AKT1-S473 Rabbit mAb	WB	H,M,R
AP0980	Phospho-AKT1-T450 Rabbit mAb	WB	H,R
AP1002	Phospho-AMPK α 1-S496 Rabbit mAb	WB	H,M
AP1051	Phospho-ATF2-T71 Rabbit mAb	WB	H,M
AP1005	Phospho-CDK2-Y15 Rabbit mAb	WB	H,M
AP0692	Phospho-eIF2 α -S51 Rabbit mAb	WB	H,M,R
AP0485	Phospho-ERK1-T202 + ERK2-T185 Rabbit mAb	WB,IHC	H,M,R
AP0974	Phospho-ERK1-T202/Y204 + ERK2-T185/Y187 Rabbit mAb	WB,IHC,IF	H,M,R
AP1088	Phospho-GSK3 β -S9 Rabbit mAb	WB,IHC	H,M
AP0687	Phospho-Histone H2AX-S139 Rabbit mAb	WB,IHC,IF	H,M,R
AP1031	Phospho-HSP27/HSPB1-S82 Rabbit mAb	WB	H,M,R
AP0707	Phospho-IkBa-S32 Rabbit mAb	WB	H,M,R
AP0999	Phospho-IkBa-S36 Rabbit mAb	WB,IHC	H,M,R
AP0631	Phospho-JNK1/2/3-T183/T183/T221 Rabbit mAb	WB,IHC,IF	H,M,R
AP0115	Phospho-mTOR-S2448 Rabbit mAb	WB	H,M
AP1133	Phospho-NRF2-S40 Rabbit mAb	WB,IHC	H,M,R
AP0984	Phospho-p53-S33 Rabbit mAb	WB	H
AP1147	Phospho-p90Rsk/RSK1/RPS6KA1-S380 Rabbit mAb	WB	H,M,R
AP1134	Phospho-PKR/EIF2AK2-T446 Rabbit mAb	WB	H
AP1043	Phospho-PP2A Catalytic α -Y307 Rabbit mAb	WB	H,M
AP0976	Phospho-SIRT1-S47 Rabbit mAb	WB	H,M
AP0727	Phospho-Smad3-S423/S425 Rabbit mAb	WB,IHC	H,M,R
AP0705	Phospho-STAT3-Y705 Rabbit mAb	WB,IP	H,M
AP0758	Phospho-STAT5A-Y694 Rabbit mAb	WB,IHC	H,M,R
AP0053	Phospho-Tau-T231 Rabbit mAb	WB,IF	H,M,R
AP1026	Phospho-TBK1/NAK-S172 Rabbit mAb	WB	H,M
AP0979	Phospho- β -Catenin-S33/S37 Rabbit mAb	WB	H
A4992	PI3 Kinase p85 alpha Rabbit mAb	WB,IHC	H,M,R
A9230	PIM2 Rabbit mAb	WB,IP	H
A11107	PKC alpha Rabbit mAb	WB,IHC,IP	H,M,R
A8899	PLC gamma 1 (PLCG1) Rabbit mAb	WB	H,M,R
A6175	PP2A alpha + beta Rabbit mAb	WB,IHC,IF	H,M,R
A19697	Progesterone Receptor Rabbit mAb	WB,IHC	H
A19669	PSD93/chapsyn-110/DLG2 Rabbit mAb	WB,IF	H,M,R
A3752	PUMA Rabbit mAb	WB,IHC,IF	H,M,R
A3251	RAB11A Rabbit mAb	WB,IF	H,M,R
A12304	RAB5A Rabbit mAb	WB	H,M,R
A8992	Raptor Rabbit mAb	WB,IHC,IF	H,M,R
A20452	Rev-Erba/NR1D1 Rabbit mAb	WB	H,M,R
A19580	RIPK1/RIP Rabbit mAb	WB,IP	H
A11158	ROCK1 Rabbit mAb	WB	H,M,R



US
500W Cummings Park,
Ste.6500 Woburn,MA 01801
E-mail:info@abclonal.com

China
Precision Medicine Industry Park,
No.9 Gaokeyuan 3rd.Road,Jiangxia District,Wuhan,Hubei
E-mail:cn.market@abclonal.com

UK
unit 4,Baglan Bay Innovation Centre,
Port Talbot,SA12 7AX
E-mail:info@abclonal.com

Germany
Prinzenallee 7,
40549 Dusseldorf
E-mail:info@abclonal.com

Korea
#A103 Hyundai Knowledge Industry Center,
3,Godeung-ro,Sujeong-gu,Seongnam-si,
Gyeonggi-do,Korea(13105)
E-mail:info@abclonal.co.kr